



Respect
Integrity
Excellence

ANNUAL REPORT

2020

Serving the Educational Needs of the Leeming Community since 1984

OVERVIEW

Leeming Primary School is a 'country - like' school in the city. It is situated eighteen kilometres south of the city of Perth, but its size (around 320 students K-6) enables us to provide a supportive school environment. We have a strong pastoral care culture with our staff taking the time to get to know each student well, build relationships with families and strengthen a positive community culture.

The school became an Independent Public School in 2017 and this allowed us to set a positive path for the future. Our effective School Board assists the experienced staff in providing quality teaching that produces well-rounded members of society. Our students are encouraged to balance educational excellence with excellence in citizenship.

Our school community has driven several quality improvement initiatives including a highly sophisticated technologies focus. This incorporates iPads in the younger years, 1:1 laptops in the upper years, upgraded interactive whiteboards and high quality and speed wireless access. Teachers are trained to work this technology successfully to produce high level outcomes for students who are ready for the technological challenges of the future.

A Natureplay focus counterbalances this focus on technologies with our students enjoying access to a variety of Natureplay areas and equipment. Our staff use Natureplay initiatives to develop communication skills, problem solving, creativity and resilience in our students.

Our school also provides quality specialist programmes in Japanese, Phys. Ed, Music, Art and Science. Individual student needs are catered for by staff tailoring the curriculum to suit. This is also supported by a Literacy support specialist and an Extension and Academic Challenge programme.

The school embraces a 'positive behaviours' approach to behaviour management. Emphasis is placed upon teaching students how to behave through weekly behaviour foci and developing positive behaviours through positive rewards.

The school prepares students well for high school and we have particularly strong links with Leeming Senior High School, where most of our graduating students attend.

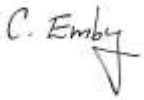
For more information about opportunities at Leeming Primary School, I encourage you to find out more about our school on our school website <http://leemingps.wa.edu.au/>

PRINCIPAL'S REPORT

2020 was a challenging year for everyone. Covid19 impacted strongly upon many aspects of schooling. We had times when school was closed and times when we had only the essential worker's children attending. Staff undertook some great work to prepare for working at home. We developed 'Distance Learning' formats and processes based upon a fortnightly PowerPoint. Fortunately, this was not enacted but the skills were developed and the processes have been shelved in case they are needed in 2021 and beyond.

There have been many cliché things written about the year but some things were remarkable. The Leeming Community pulled together in an amazingly supportive way. The community responded to everything that we asked of them. They were very supportive and grateful for our efforts. The staff worked together being supportive and flexible. They embraced new technologies and practices to provide what was best for the students. Every layer of Leadership on the school Board, Executive Team, Administration Team and Shared Leadership worked effectively towards making the year a success despite what was thrown at us.

Despite it being a tough year I am confident that the students had positive outcomes and were well supported. In 2020 I was very proud to be the principal of Leeming PS.



CLIVE EMBY

Principal -February 2021

2020 will be remembered as a tough year for everyone. The dedication of the teaching staff at adapting the school program to facilitate the educational needs of the children at Leeming Primary School is commended by The Board. The children showed their resilience during this time and were able to use the learning at home resources that were created by the teaching staff to continue their delivery of quality work.

The Board wishes to recognize all the hard work and dedication that Peita Alberti has given to the school community over her many years of involvement in the various school organisations, with 2020 marking the end of her tenure as Board Chair, thanks for all the time and energy you have given, you will be missed.

Mr Narada Stapels

School Board Chair

2020 Staff List

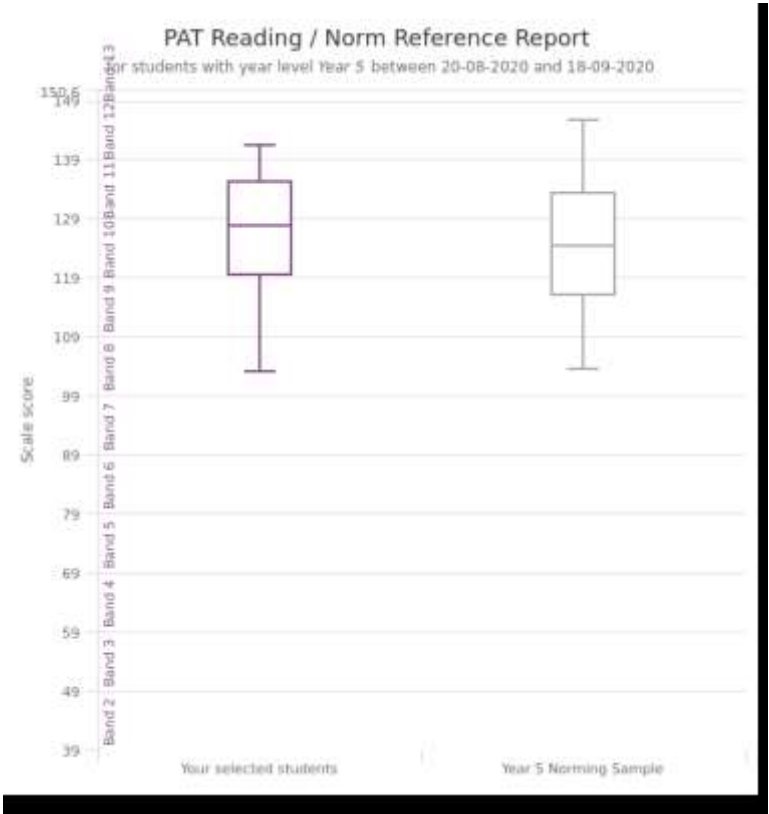
| | | |
|--|----------------------------|-------------------|
| Mr Clive Emby | Principal | |
| Ms Anne Thomson | Associate Principal | |
| Mrs Leonie Beetham | Manager Corporate Services | |
| Ms Meagan Smith / Mrs Denise Bradley | School Officer | |
| Mrs Belinda Williams | Library Officer | 2 days: Mon & Thu |
| Mrs Cathy Nelson | Education Assistant | Reading Rm CI 2 |
| Mrs Sharon Senior | Education Assistant | PP1 |
| Ms Jacquie Nuttall | Education Assistant | K |
| Ms Penny Rock | Education Assistant | K |
| Mrs Oreen D'Mello | Ed Assistant (Spec Needs) | Rm 3 |
| Mrs Jane Gedge | Ed Assistant (Spec Needs) | Rm 3 |
| Mrs Carly Allen | Ed Assistant (Spec Needs) | Kindy |
| Mrs Amanda Wilson | Ed Assistant (Spec Needs) | Room 6 |
| Mr Glenn Clark | Gardener | 4.5 days |
| Mr Miguel Valladares | Head Cleaner | am & pm |
| Mrs Lilly Lynch/ Mrs Alison Oliver | Kindergarten | Kindergarten |
| Mrs Claire Nicholson | Pre-Primary | EC Unit 2 |
| Mrs Dawn Kidd | Pre-Primary / 1 | EC Unit 1 |
| Mrs Jennifer Squeo | Year 1 | Room 5 |
| Mrs Sue Fuller | Year 1/2 | Room 6 |
| Mrs Kate O'Dowd | Year 2/3 | Room 7/8 |
| Mrs Anthea Uden | Year 2/3 | Room 12 |
| Mrs Ruth Sutton / Mr Oliver Kellow | Year 3/4 | Room 9/10 |
| Ms Melissa Thomas | Year 5 | Room 11 |
| Ms Amanda Murray/ Ms Natalie Hall | Year 5/6 | Room 3/4 |
| Mrs Linda Thomas / Mrs Natalie Blackwell | Year 5/6 | Room 1/2 |
| Mrs Ruth Sutton | Music /2 days | Music room |
| Ms Linda Gordon | Art / LEAC | Art Room |
| Mrs Desiree Heald | LOTE (3 days) | LOTE Room MTW |
| Mrs Tanya Warman | Science (2 days) | Science Lab |
| Ms Taylah Holsgrove | Phys. Ed.(2Days) | Sporting areas |

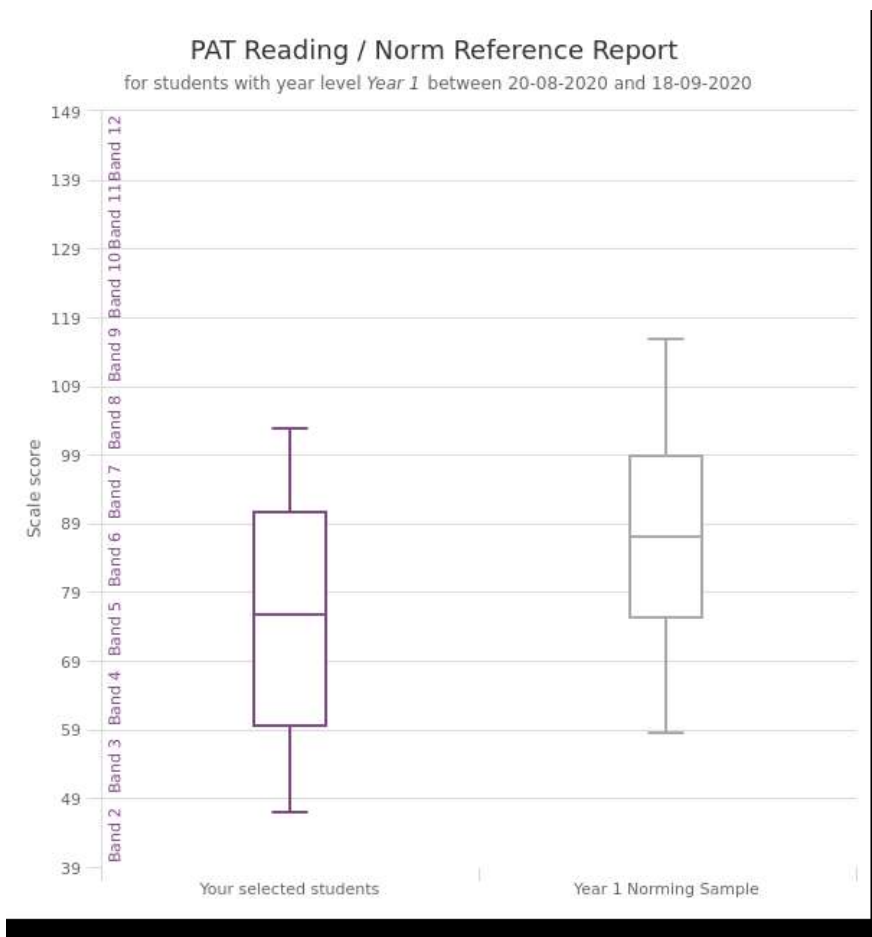
SCHOOL PERFORMANCE

School academic performance is measured using a variety of tools. These include; On Entry assessment for Pre Primary, NAPLAN, attendance, behaviour and a range of internal assessments.

In 2020 NAPLAN testing was cancelled. The school relied upon OARS/PATS standardized testing to provide external moderation of student performance and progress.

An example of this is the Year 5 Reading results. Like the other years and results in maths, student performance was pleasingly above the Australian wide norm referenced sample.

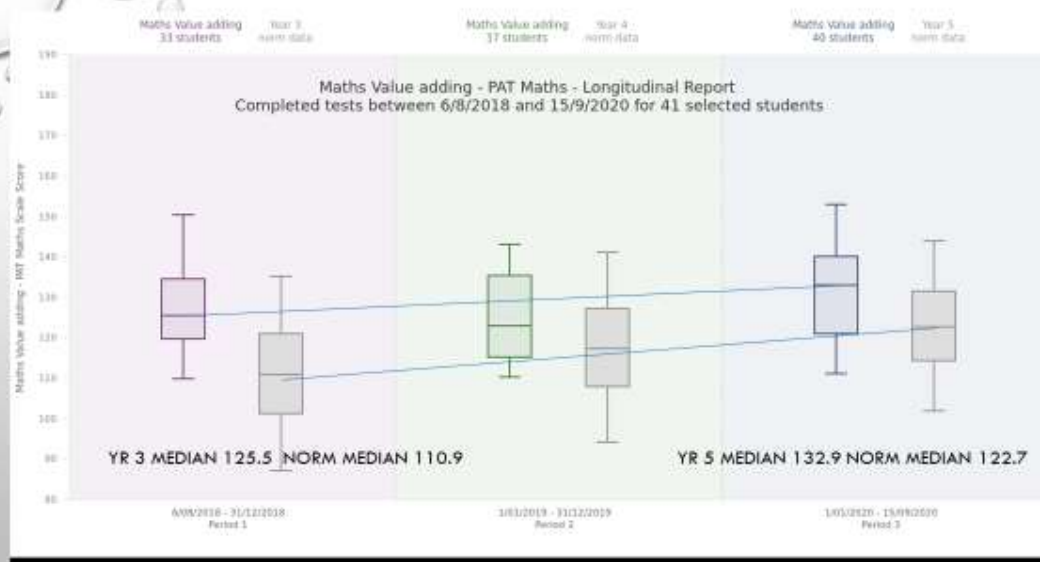




The only exception to this was the Year 1 Reading. Investigation discovered that this was caused by a group of students 'maxing' out in the test.

| Yr | Maths | Reading |
|----|-------|---------|
| 1 | 1 | 8 |
| 2 | 0 | 1 |
| 3 | 1 | 0 |
| 4 | 0 | 0 |
| 5 | 0 | 0 |
| 6 | 0 | 0 |

The value adding comparison highlighted that we did not meet the milestone as indicated in the Business Plan.



| LPS | Norm | Difference |
|-------------------|-------------------|------------|
| Yr 3 Median 125.5 | Norm Median 110.9 | + 14.6 |
| Yr 5 Median 132.9 | Norm Median 122.7 | + 10.2 |

| Value Adding | | |
|--------------|-------------------|--|
| LPS | + 7.4 | |
| Norm | +11.8 | |
| | Milestone not met | |



| LPS | Norm | Difference |
|-------------------|-------------------|------------|
| Yr 3 Median 122.5 | Norm Median 110.9 | +11.6 |
| Yr 5 Median 127.8 | Norm Median 124.5 | +3.3 |

| Value Adding | | |
|--------------|-------|-------------------|
| LPS | +5.3 | Milestone not met |
| Norm | +13.6 | |

Future adjustments to aim for Target 2

- 1 percenters
- Operational Plan
- Cross Curriculum Committees
- Literacy and Maths committee focus
- SDD review and discussion.

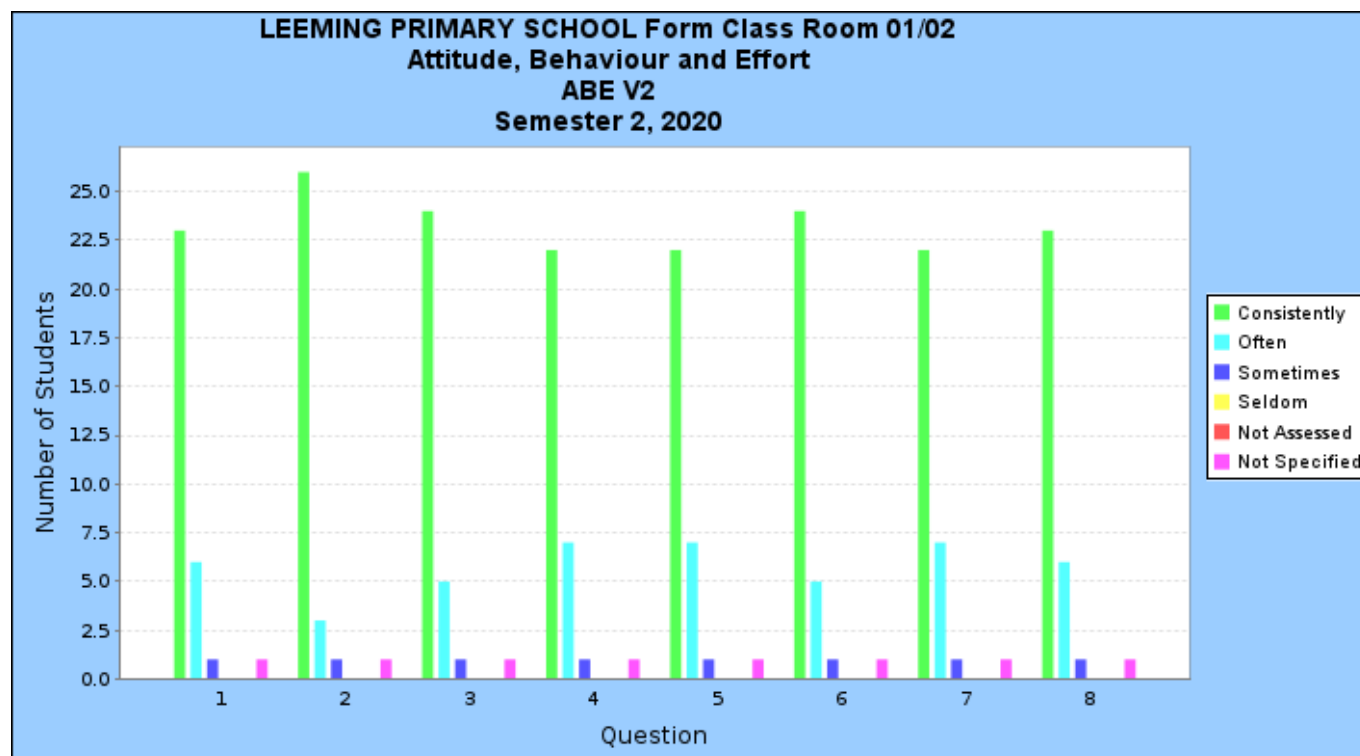
BUSINESS PLAN TARGETS

| Commitment to Learn | | | Milestone | |
|---------------------|---|--|---|---|
| Target 1 | AFL strategies embedded in 80% of classrooms | | Complete 2 yr AFL Dylan Wiliam Professional Development Programme | Met |
| Target 2 | Progress measured by OARS/PATS longitudinal analysis of PAT Maths and PAT Reading. Yr 3-5 growth to be above the growth of norm referenced mean | | Progress measured by OARS/PATS longitudinal analysis of PAT Maths and PAT Reading. Yr 3-5 growth to be above the growth of norm referenced mean | Not Met |
| Commitment To Care | | | | |
| Target 3 Milestone | Be You survey Question "I know my teacher often talks to my family. " 60% | | 50% | My teacher often talks to my family about what I can improve upon 56% |
| Target 4 Milestone | Be You Survey | | | |

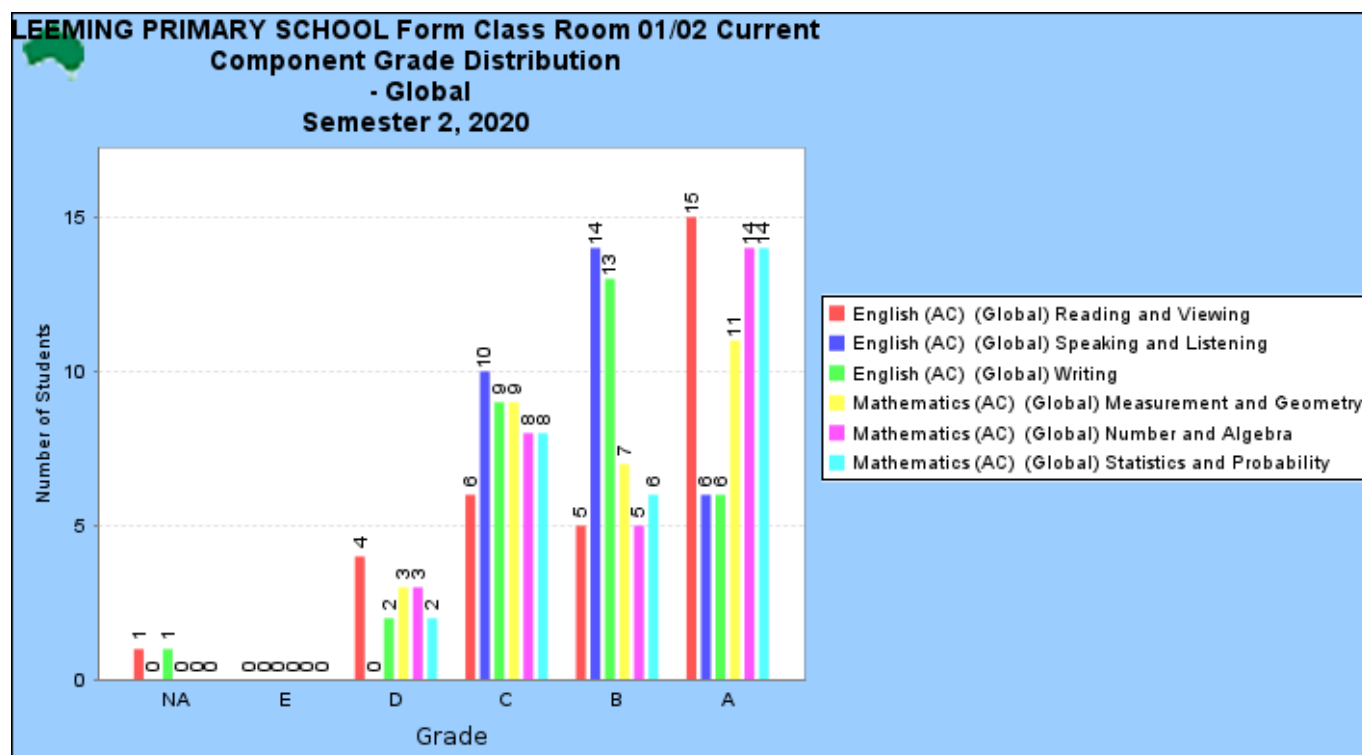
| | | | | |
|--------------------------|--|--|--|-----|
| | Question To what extent does my child's learning community promote mental health and well-being ?" 50% | | 60% | 75% |
| Commitment to the Future | | | | |
| Target 5 Milestone | All strategies implemented. Plan reviewed and improved | | Draft whole school plans completed for each capability Strategies being investigated and fine tuned. | Met |

TEACHER JUDGEMENTS

Attitudes, Behaviour and Effort - Year 6 2020



TEACHER JUDGEMENTS (year 5/6 example)



Suspensions – 2020

7 Days

Attendance – Semester 2, 2020

94.2%

Destinations

| School | Boys | Girls | Total |
|------------------------|------|-------|-------|
| Leeming SHS | 16 | 7 | 23 |
| Arranmore College | 0 | 1 | 1 |
| Kennedy College | 4 | 0 | 4 |
| Willetton SHS | 1 | 1 | 2 |
| John Curtin SHS | 2 | 0 | 2 |
| Harrisdale SHS | 1 | 0 | 1 |
| Corpus Christi College | 1 | 0 | 1 |

OUR STRENGTHS

ICT Capabilities and Digital Technologies



Technology continues to remain a focus for learning across the school as we see it as a motivating tool for learning as well as an essential tool for our students in the future.

The Year 4 to 6 students were highly engaged in technological activity this year. Some have begun the 1:1 Apple Mac programme that has been a feature of the school for many years. The students' skills are growing every day as they problem solve and explore new areas of technology in relation to the curriculum.

Technology remains an essential tool for our students' future and therefore for our staff. Interactive boards are in all classrooms and are continually in use across the school.

All students from P-6 have regular access to computers and/or ipads. Regular practise of skills is being developed as students access a range of programmes and applications including Mathletics and Literacy Planet. At assemblies we celebrate and acknowledge students' success with Mathletics, as they are presented with awards for their achievements. In 2020 teachers continued to teach the students coding, which enables them to create their own world on the computer.

Nature Play



Leeming Primary School believes in the ethos of providing opportunities for more unstructured play as promoted by Nature play.

Nature play is, of itself, an intrinsic good and from it flows benefits in health, cognitive, social and emotional development and in the building of resilience and creativity. Experience in nature as a child also leads to environmental stewardship later in life.

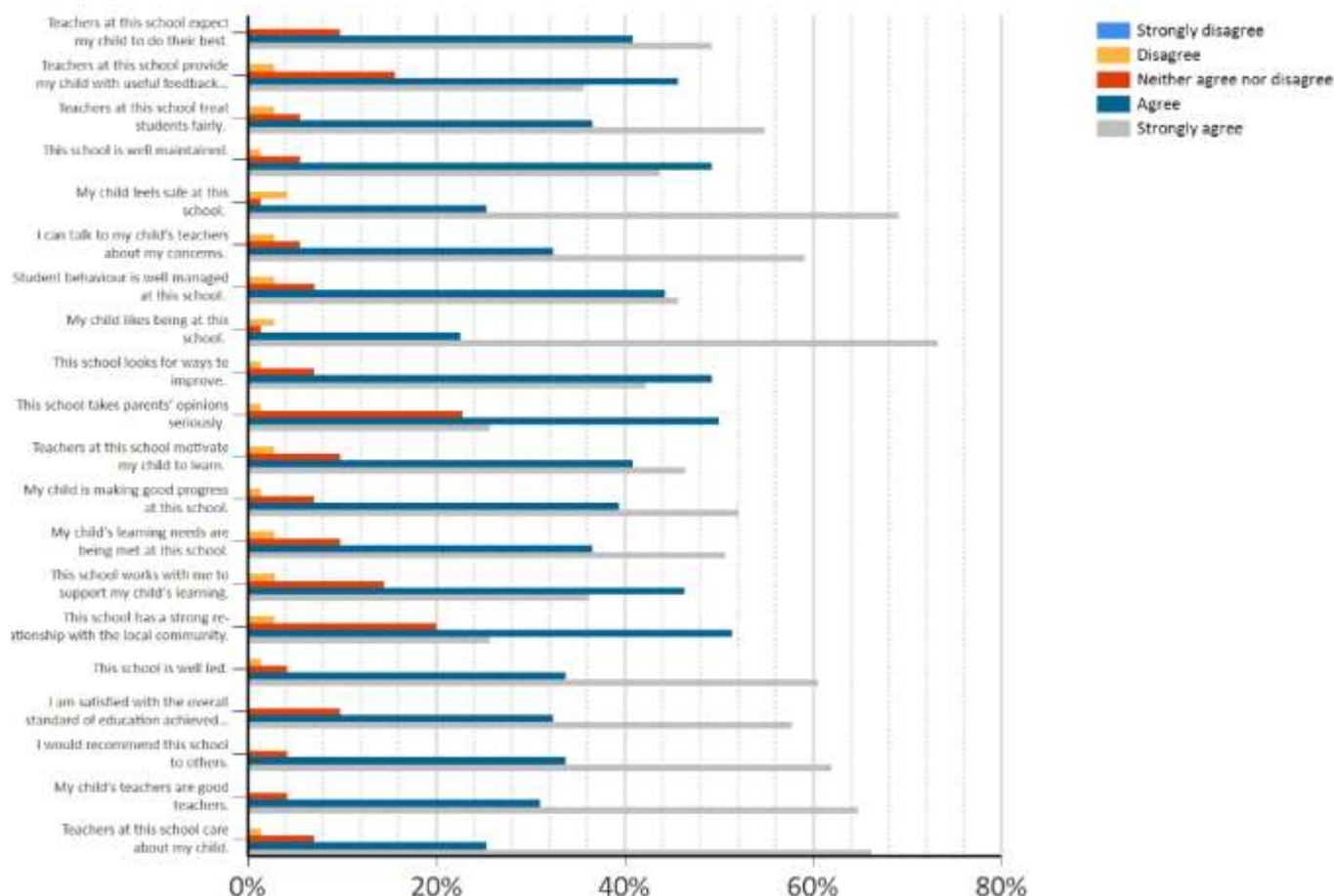
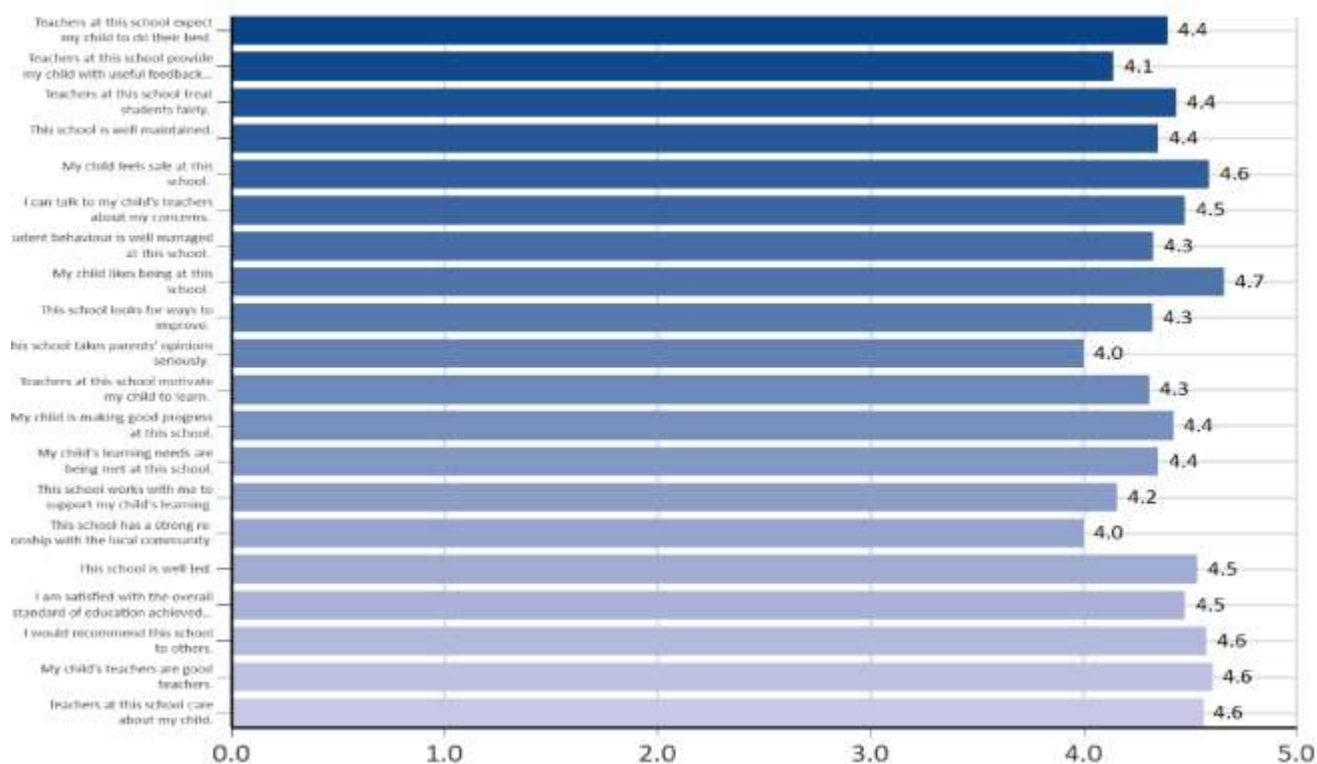
At Leeming PS we have utilised different areas for this role. Tuesday lunch times students are allowed to play in a bush area making everything from bush art to cubbies. The school has also opened an ECE nature play area (named after our beloved Mrs Wade).

With great assistance from the P&C the school has also organised a selection of large logs for the senior students to play, climb and have fun on. The 'dig pit' for students has provided opportunities to have fun just digging. The official opening saw the year 3's looking for hidden treasure.



Community Survey

Every 2 years the school is required to complete a survey with the school community. The survey provides the school with valuable information regarding the performance and perceptions of performance of the school. The survey in 2020 was pleasing and interesting.



Other Highlights included:

Upgraded Buddy Benches



New playground equipment



Edudance Concert

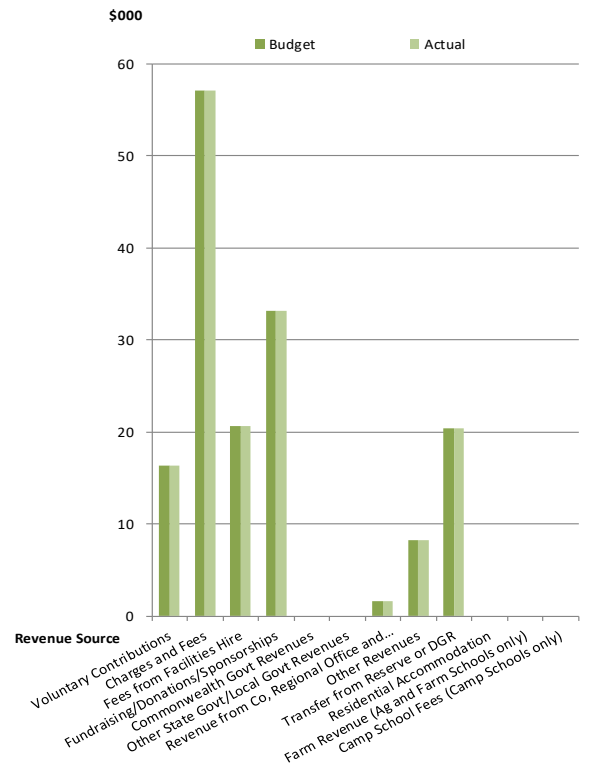




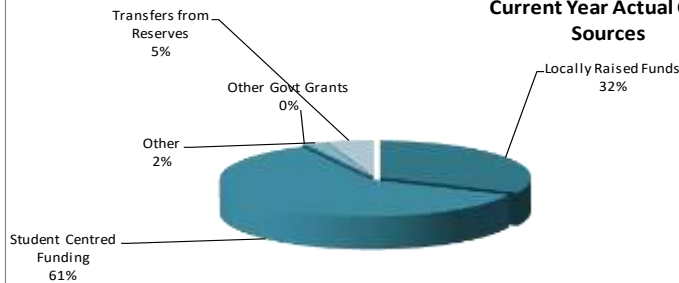
Leeming Primary School Financial Summary as at 1 February 2021

| | Revenue - Cash & Salary Allocation | Budget | Actual |
|----|--|----------------------|----------------------|
| 1 | Voluntary Contributions | \$ 16,304.70 | \$ 16,304.70 |
| 2 | Charges and Fees | \$ 57,083.14 | \$ 57,083.14 |
| 3 | Fees from Facilities Hire | \$ 20,634.06 | \$ 20,634.06 |
| 4 | Fundraising/Donations/Sponsorships | \$ 33,217.10 | \$ 33,217.10 |
| 5 | Commonwealth Govt Revenues | \$ - | \$ - |
| 6 | Other State Govt/Local Govt Revenues | \$ - | \$ - |
| 7 | Revenue from Co, Regional Office and Other Schools | \$ 1,670.00 | \$ 1,670.00 |
| 8 | Other Revenues | \$ 8,303.76 | \$ 8,305.24 |
| 9 | Transfer from Reserve or DGR | \$ 20,410.23 | \$ 20,410.23 |
| 10 | Residential Accommodation | \$ - | \$ - |
| 11 | Farm Revenue (Ag and Farm Schools only) | \$ - | \$ - |
| 12 | Camp School Fees (Camp Schools only) | \$ - | \$ - |
| | Total Locally Raised Funds | \$ 157,622.99 | \$ 157,624.47 |
| | Opening Balance | \$ 118,830.99 | \$ 118,830.99 |
| | Student Centred Funding | \$ 242,045.73 | \$ 242,045.73 |
| | Total Cash Funds Available | \$ 518,499.71 | \$ 518,501.19 |
| | Total Salary Allocation | \$ - | \$ - |
| | Total Funds Available | \$ 518,499.71 | \$ 518,501.19 |

Locally Generated Revenue - Budget vs Actual

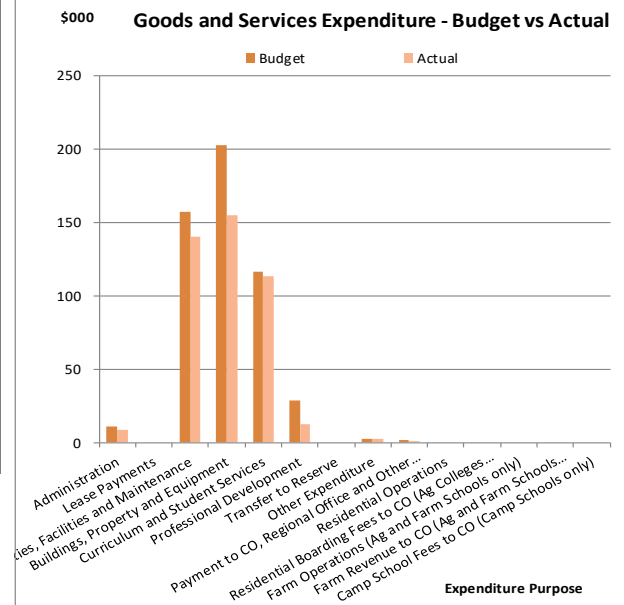


Current Year Actual Cash Sources

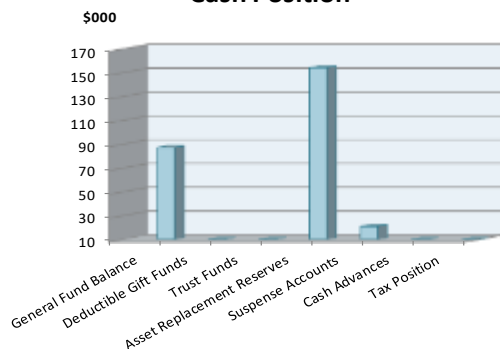


| | Expenditure - Cash and Salary | Budget | Actual |
|----|--|----------------------|----------------------|
| 1 | Administration | \$ 10,971.26 | \$ 8,662.94 |
| 2 | Lease Payments | \$ - | \$ - |
| 3 | Utilities, Facilities and Maintenance | \$ 156,557.00 | \$ 139,999.70 |
| 4 | Buildings, Property and Equipment | \$ 202,310.23 | \$ 154,550.31 |
| 5 | Curriculum and Student Services | \$ 116,345.00 | \$ 113,411.84 |
| 6 | Professional Development | \$ 28,100.00 | \$ 12,116.45 |
| 7 | Transfer to Reserve | \$ - | \$ - |
| 8 | Other Expenditure | \$ 2,322.00 | \$ 2,241.96 |
| 9 | Payment to CO, Regional Office and Other Schools | \$ 1,500.00 | \$ 330.00 |
| 10 | Residential Operations | \$ - | \$ - |
| 11 | Residential Boarding Fees to CO (Ag Colleges only) | \$ - | \$ - |
| 12 | Farm Operations (Ag and Farm Schools only) | \$ - | \$ - |
| 13 | Farm Revenue to CO (Ag and Farm Schools only) | \$ - | \$ - |
| 14 | Camp School Fees to CO (Camp Schools only) | \$ - | \$ - |
| | Total Goods and Services Expenditure | \$ 518,105.49 | \$ 431,313.20 |
| | Total Forecast Salary Expenditure | \$ - | \$ - |
| | Total Expenditure | \$ 518,105.49 | \$ 431,313.20 |
| | Cash Budget Variance | \$ 394.22 | |

Goods and Services Expenditure - Budget vs Actual



Cash Position



Cash Position as at:

| | |
|------------------------------|----------------------|
| Bank Balance | \$ 256,811.04 |
| Made up of: | |
| 1 General Fund Balance | \$ 87,187.99 |
| 2 Deductible Gift Funds | \$ - |
| 3 Trust Funds | \$ - |
| 4 Asset Replacement Reserves | \$ 154,054.64 |
| 5 Suspense Accounts | \$ 20,877.41 |
| 6 Cash Advances | \$ - |
| 7 Tax Position | \$ (5,309.00) |
| Total Bank Balance | \$ 256,811.04 |