

# **2020 Annual Report**

## **From the Principal**

Wooroloo Primary School is a small school that provides a personal and community-centred approach to education. The school maintains a positive reputation both within the school and wider community.

2020 was a year like no other. With Covid-19 meaning we had restrictions and uncertainty in our school, we had to do things a little differently. Towards the end of Term 1, students moved to learning at home as well as face to face. Our teachers worked hard to ensure continuity of learning programs and to make sure every child had a program they could work from at home if necessary.

At the beginning of term 2, I took over as the permanent principal of Wooroloo PS and had to spend the first couple of weeks getting to know our wonderful community in the car park instead of in classrooms and the playground.

Despite the changes and challenges that came our way, we had a very successful year that saw us continue to be a part of the Hills Education Community (HEC) and participate in some inter school physical activities such as cross country.

Throughout 2020, the school continued to implement and review a number of 'whole school' teaching and learning programs with a vision to provide continuity and improved outcomes for our students. Our major change was the introduction of the Talk 4 Writing program across the school.

This report hopes to accurately reflect the commitment and professionalism of the school staff. It highlights the achievements and levels of engagement of our students across a wide range of activities. Our School Community is also recognised for their ongoing support and involvement in delivering quality education to the students at Wooroloo Primary School.

I would like to take this opportunity to formally acknowledge and thank the school staff and parents who have dedicated time and energy to provide outstanding educational opportunities for the students at Wooroloo Primary School. We continue to value the effective partnership between the school and the Wooroloo Community. The school is extremely thankful to have an enthusiastic and active P&C, who continue to support our educational endeavours.



## **P&C**

Wooroloo PS is supported by a small, but active, group of parents who work tirelessly to support our students and their educational programs. Whilst 2020 was a difficult year for fundraising, the P&C were able to subsidise our school camp days and assisted with the running of our Book Fair.

I would like to thank the P&C's executive committee and members for their constant commitment to our school.

## **School Council**

Our 2020 School Board had few opportunities to meet due to the restrictions we were working under however, they still managed to support our graduation, endorse our 2021 School Development Days, review and approve recommendations and changes for our contributions and charges and discuss and note the 2021 school budget.

## **Student Numbers (Semester 2, 2020)**

Primary	Kin	PPR	Y01	Y02	Y03	Y04	Y05	Y06	Total
Full Time		8	8	5	6	6	9	8	47
Part Time	5								



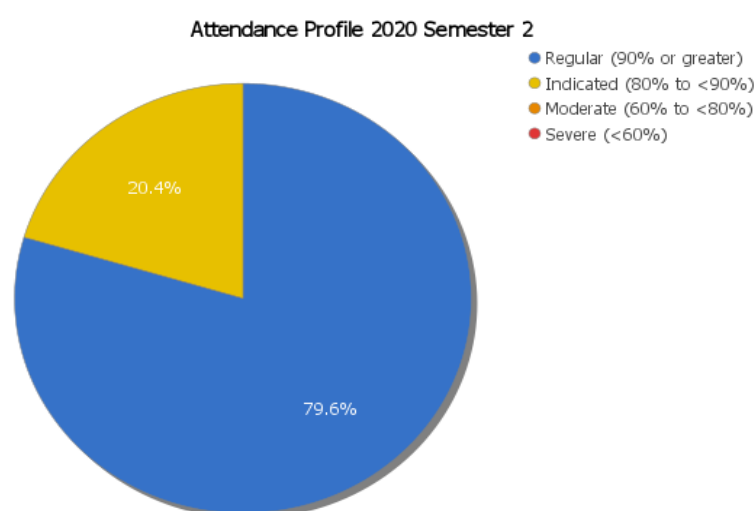
## **Staffing**

Wooroloo PS staff are committed to providing students with the best possible learning programs. Staff continually strive for improvement and work together to reflect on their teaching strategies. Staff also engage in performance management with a focus on self-reflection and improvement. Wooroloo PS is made up of 1 full-time school administrator, 2 part-time administrative office staff, 2 full-time teachers, 4 part-time teachers, 2 education assistants and 1 part-time school psychologist. We have 1 cleaner and 1 part-time gardener along with 1 full-time cleaner working specifically as the Covid-19 day time cleaner.

## **Student Attendance 2020**

Wooroloo PS aims to have an attendance rate of 92%. The attendance rate for semester 2 was 94.3%, which is an improvement of 2% since 2019.

Breakdown	Attendance Rate %	Regular	At Risk Indicated	At Risk Moderate	At Risk Severe	Auth. %	Unauth. %
PPR	93.4%	6	2			70%	30%
Y01	92.9%	6	2			93%	7%
Y02	89.9%	2	3			85%	15%
Y03	95.1%	5	1			93%	7%
Y04	93.3%	4	2			82%	18%
Y05	96.3%	8				79%	21%
Y06	97.6%	8				68%	32%



### **English**

2020 saw us introduce Talk 4 Writing across the school. All staff undertook the training and students were fully engaged in the program. As well as embedding new programs, staff continued to consolidate their use of soundwaves to support students with their spelling skills.

### **Mathematics**

Students continued to utilise the Mathletics program to supplement their numeracy programs and were able to access their programs with no continuity issues during our learning from home time. 2021 will see our teachers working on developing a scop and sequence for multi-age groups for numeracy.

### **Italian**

Italian remained as our LOTE program with students from PP – Year 6 engaged in their lessons. The students had the opportunity to learn about the language and culture of Italy.

### **Music**

Wooroloo continues to offer a strong music program for all students from PP-6 with our Year 5 & 6 students accessing the School of Instrumental Music as well.

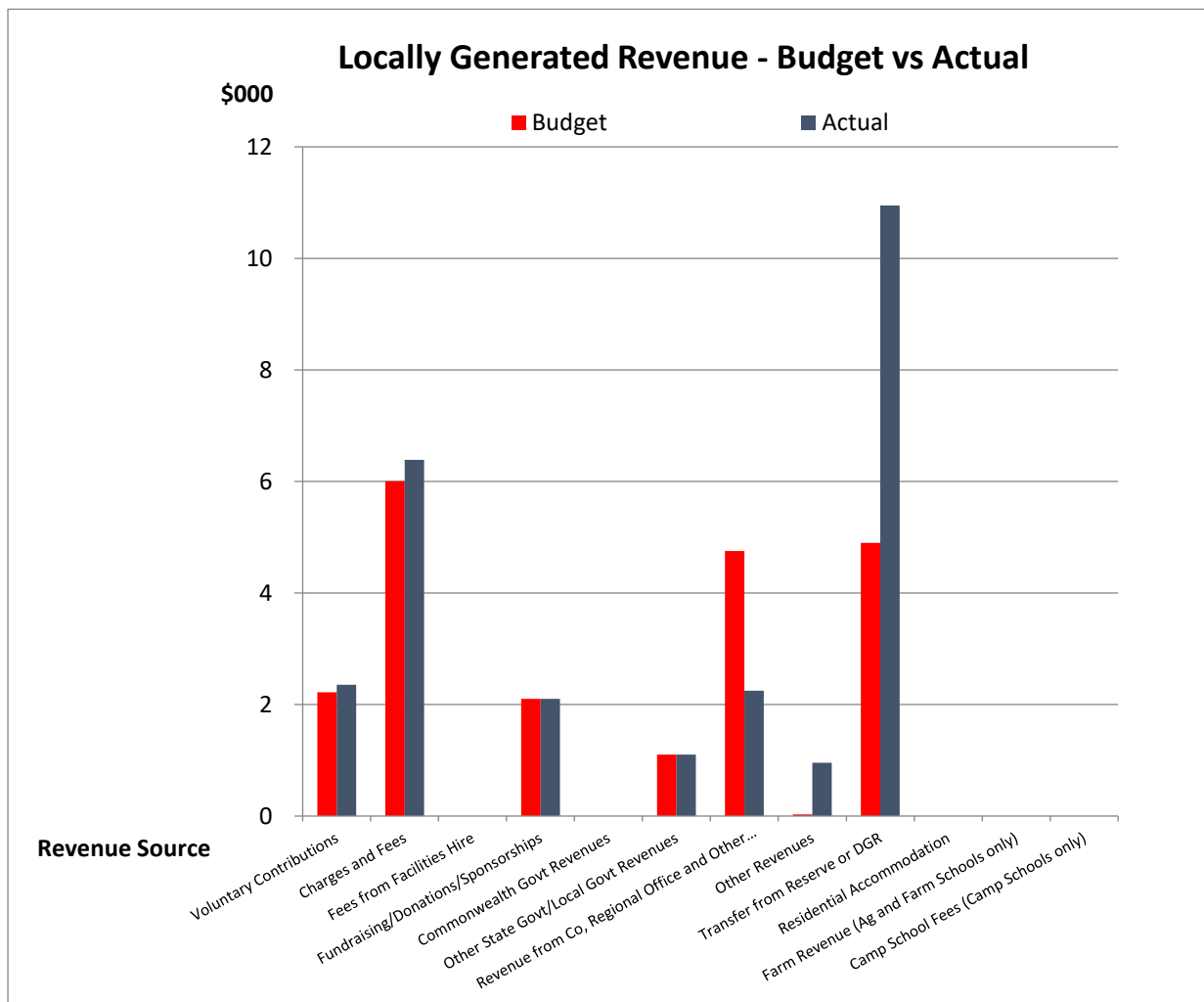
### **Graduating Students 2020**

Wooroloo PS had 8 students graduating in 2020 with all of them enrolling in Eastern Hill Senior High School.

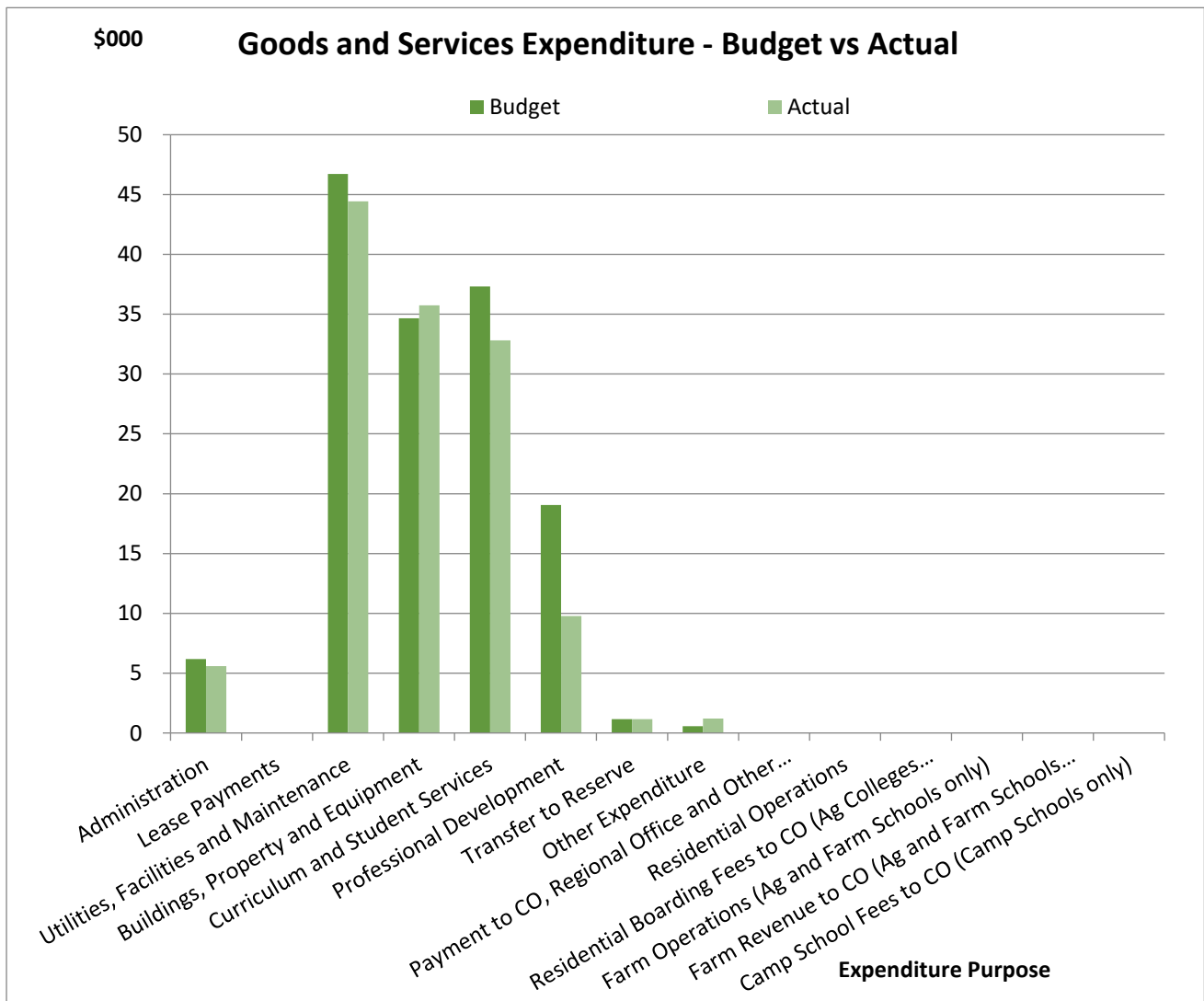


## Financial Summary

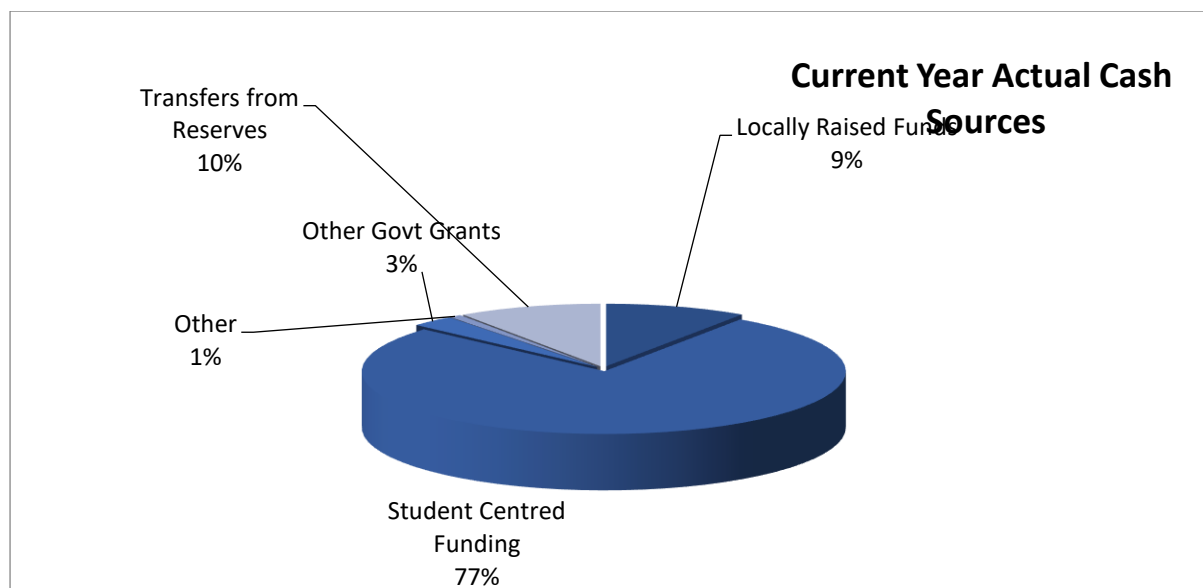
	Revenue - Cash & Salary Allocation	Budget	Actual
1	Voluntary Contributions	\$2,220.00	\$2,355.00
2	Charges and Fees	\$6,008.00	\$6,387.38
3	Fees from Facilities Hire	\$ -	\$ -
4	Fundraising/Donations/Sponsorships	\$ 2,101.00	\$ 2,100.60
5	Commonwealth Govt Revenues	\$ -	\$ -
6	Other State Govt/Local Govt Revenues	\$1,100.00	\$1,100.00
7	Revenue from Co, Regional Office and Other Schools	\$4,750.00	\$2,250.00
8	Other Revenues	\$30.00	\$954.06
9	Transfer from Reserve or DGR	\$4,900.00	\$10,949.00
10	Residential Accommodation	\$ -	\$ -
11	Farm Revenue (Ag and Farm Schools only)	\$ -	\$ -
12	Camp School Fees (Camp Schools only)	\$ -	\$ -
	<b>Total Locally Raised Funds</b>	\$21,109.00	\$26,096.04
	<b>Opening Balance</b>	\$45,093.92	\$45,093.92
	<b>Student Centred Funding</b>	\$88,017.00	\$88,059.25
	<b>Total Cash Funds Available</b>	<b>\$154,219.92</b>	<b>\$159,249.21</b>
	<b>Total Salary Allocation</b>	\$ -	\$ -
	<b>Total Funds Available</b>	<b>\$154,219.92</b>	<b>\$159,249.21</b>



	Expenditure - Cash and Salary	Budget	Actual
1	Administration	\$6,175.00	\$5,584.64
2	Lease Payments	\$-	\$ -
3	Utilities, Facilities and Maintenance	\$46,731.00	\$44,428.35
4	Buildings, Property and Equipment	\$34,648.00	\$35,736.01
5	Curriculum and Student Services	\$37,328.00	\$32,810.67
6	Professional Development	\$19,043.00	\$9,781.19
7	Transfer to Reserve	\$1,150.00	\$1,150.00
8	Other Expenditure	\$578.00	\$1,207.49
9	Payment to CO, Regional Office and Other Schools	\$-	\$ -
10	Residential Operations	\$-	\$ -
	<b>Total Goods and Services Expenditure</b>	<b>\$145,653.00</b>	<b>\$130,698.35</b>
	<b>Total Forecast Salary Expenditure</b>	<b>\$-</b>	<b>\$ -</b>
	<b>Total Expenditure</b>	<b>\$145,653.00</b>	<b>\$130,698.35</b>
	<b>Cash Budget Variance</b>	<b>\$8,566.92</b>	







Cash Position as at:		
	<b>Bank Balance</b>	<b>\$32,593.94</b>
	Made up of:	\$ -
1	General Fund Balance	\$28,550.86
2	Deductible Gift Funds	\$ -
3	Trust Funds	\$ -
4	Asset Replacement Reserves	\$4,371.08
5	Suspense Accounts	\$808.00
6	Cash Advances	\$ -
7	Tax Position	\$ (1,136.00)
<b>Total Bank Balance</b>		<b>\$32,593.94</b>

