



Annual Report 2021

## **Context**

Wilson Primary School, established in 1963, is situated near the Canning River, approximately 10 kilometres from the Perth CBD. We cater for children aged from Kindergarten to Year 6. Wilson's student population, which averages around 280, is highly diverse. The students come from 23 different countries and cultural groups. In 2020, almost 70% of the students came from an English as an Additional Language background (EAL/EAD). Many of our students are the children of overseas Postgraduate students who are studying at Curtin University. Many of these students are bi-lingual which adds to the wonderful multicultural aspect of Wilson Primary School. We also have well established families that live in our catchment area that have sent several generations through this school.

This report provides a brief overview of the annual operations of the Wilson Primary School for the year 2021. Additional information can be obtained from the ACARA website My School and the Department of Education WA website Schools Online. The Strategic and Operational plans for 2021 were again interrupted by the unfortunate intervention of COVID 19 particularly in the early months of the year, from March to May, a time when many of our clientele were unsure about sending their child to school.

## **Educational Programs**

The school's educational program focuses strongly on the implementation of the Western Australian and Australian Curriculum, Early Years Learning Framework and National Quality Standards. In the classrooms, literacy and numeracy support is provided to all students through targeted support via our EAL/D program as well as phonics support withdrawal. Whole of school processes include, our "Traffic Lights" our Western Australian Positive Behaviour Support program, Letters and Sounds, Talk for Reading/Writing, Paul Swan Maths strategies and the iStar classroom process.

## **Extra Curricular**

We also offer many extra-curricular activities for students such as our Sustainability program, circus, clarinet, choir, active after school sport, lunch time sport and keyboard lessons facilitated by the PMI music company. The school also offers a lunchtime circus program, which is aimed at developing students' physical coordination. Wilson Primary School also offers an active outdoor education program centred on our school garden, worm farm, hydroponic garden and recycling centre as well as active after school sports twice a week. We also provide a maths extension program for selected students, which is in addition to the normal mathematics program. Coding extension classes are provided once a week for a small group of students. Learning about sustainable energy is also a key part of the learning experience. Our high profile, values driven pastoral care programme, is supported by our federally funded School Chaplain, whom we share with Curtin P.S.

## **Department Endorsed Programs**

EAL/D Speech and Language Initiative

PALS (Indigenous program funding)

School of Instrumental Music (SIM):

Clarinets.

Primary Extension and Challenge Program (PEAC)

Early Years Learning Framework

Letters and Sounds (Phonics)

Mathematics extension group for gifted mathematicians

Talk4Writing Literacy program.

Planning to introduce Talk4Reading across the whole school.

### **School-Based Initiatives**

During 2021, Wilson staff continued with the 'Clubs' program which was held during the lunch break. Some of the clubs included were: Environmental Science/Gardening, Library, board games, Outdoor Education play, Cricket and Circus.

Wilson PS also allows private tuition for fee paying students which include clarinet and keyboards.



### **Our Vision and Values**

Our vision at Wilson Primary School is to empower students to acquire, demonstrate, articulate and value knowledge and skills that will support them, as life-long learners, to participate in and contribute to the global world and practise the core values of the school: RESPECT, EXCELL, ASPIRE and LEARN. We recognise the differing circumstances and needs of our students and are dedicated to achieving the best possible outcomes for all. We strive to create a workplace and learning environment that is free from discrimination, that is safe and welcoming.

#### **Respect**

*We recognise the differing circumstances and needs of our students and are dedicated to achieving the best possible outcomes for all. We strive to create a workplace and learning environment that is free from discrimination, abuse or exploitation.*

#### **Excel**

*We have high expectations of our students and ourselves. We set standards of excellence and strive to achieve them. These standards and expectations challenge all of us to give our best.*

#### **Aspire**

*We encourage students to follow their dreams; to have great ambitions and to strive towards achieving their best.*

#### **Learn**

*We have a positive approach to learning and encourage it in others, we advance student learning based upon our belief that all students have the capacity to learn.*

### **Leadership Team**

Our school leadership team developed an Action Plan to update our School Business Plan. The following strategies from the Action Plan were reinforced during 2020 were consolidated during 2021 and are now common practice across the school. Senior staff adopted responsibility for various Learning Areas and behavioural targets.

Examples are: Purchase and implementation of an English and Mathematics program to monitor and record each child's performance against the outcomes of the Australian Curriculum; Use of a whole school spelling program; Letters and Sounds and Sight word sequencing; Talk4Writing and implementing Talk4Reading over 2021/2. Professional Development for those staff unfamiliar with Talk4Writing. Employing a Community Liaison Officer to assist with at risk students' attendance and social issues. Indigenous Reading Plan.

### **Information Technology**

A constant upgrading of IT equipment to meet and exceed DOE minimum standards occurs at Wilson P.S. to allow our students to always have the latest and most reliable technology. We have Up-skilled staff in the use of IT in the classroom and Improved technical support for ICT.

### **Performance Management**

Each staff member regularly participates in rigorous Performance Management reviews to determine their requirements and focus on their strengths to share with others. A strong focus on analysing data in many forms and the use of results in collaborative planning (Brightpath/First Cut/NAPLAN, MTS, Mathsonline and Waddington tests) informs our decision and planning processes.

### **School Review**

In June 2021 Wilson School will undergo a thorough review by the DOE, this will occur every 3 years for every Government school in Western Australia. Areas to focus on are updating the school business plan which the Leadership team will develop and fine tune for the next 6 months.

### **School Focus**

Our focussed efforts, based upon whole of school strategies are proving to be effective as evidenced by our Brightpath and NAPLAN results (published within this document). Strategies to maintain this are outlined in the 2021/23 school plan. Currently our main focus is on Reading and minor focus is on Punctuation and Grammar.

### **SPECIAL DAYS**

Some of the special activity days that would have been held in 2021 but postponed because of COVID 19 include Easter Hat Parade-An annual event which has been held every year since 1970 Harmony Day –The classes rotated through various activities from different countries. The culmination of the day was a whole-school lunch cooked by the parent, staff and students. We also normally have a morning tea for the parents of our EAL/D students and for our volunteers once a year. Wilson students usually participate in all the science activities and events at nearby high

schools. Colour Fun Run organised by P&C (cancelled due to COVID-19) Multicultural celebrations during Harmony Week.

## **SPORT and PE**

Wilson belongs to the Canning Woodloes Sports Association. There are 8 schools in the group. As part of this association, we participated in a summer carnival, involving Volleyball, Tee ball, Softball and Cricket; a winter carnival involving Soccer, Aussie Rules and Netball; a cross-country carnival and an athletics carnival. We also took part in Lynwood Senior High School's annual soccer lightning carnival.



## **Parents and Citizens Association**

During a disruptive 2021, the current members of the P&C took over the responsibility of running this organisation from very long standing members, therefore they needed time to settle in but with guidance from the Principal began to come to grips with all that is required of them. We are very grateful that they continue to work tirelessly raising funds for our students.

## **School Council**

Similar to the P&C, the council has had to consolidate its membership during 2021 with long standing members leaving our school community as their children enter high school. However, they continue to provide valuable feedback to school staff and provide useful insights regarding community expectations. Bouts of COVID-19 have virtually halted any P&C meetings in 2021.

## STAFF INFORMATION

<b>Administration Staff</b>	
Principals	<b>1</b>
Deputy Principals	<b>1</b>
Administration Staff	<b>3</b>
<b>Total</b>	<b>5</b>

<b>Teaching Staff</b>	
Senior Teachers	<b>6</b>
Other Teaching Staff	<b>9</b>
Allocated FTE	<b>14.2</b>
<b>Total Teaching Staff</b>	<b>15</b>

<b>Non-Teaching Staff</b>	
Business manager	<b>1</b>
Manager Corporate Services	<b>1</b>
School Officer	<b>1</b>
Library Officer	<b>1</b>
Education Assistants	<b>10</b>
Education Assistants (Special Needs)	<b>3</b>
Gardener	<b>1</b>
Cleaners	<b>4</b>

## Enrolments

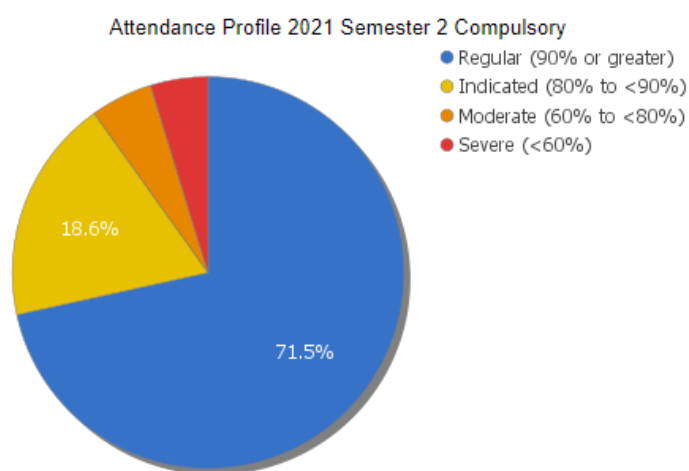
Wilson Primary School's enrolment profile had steadily increased until COVID 19 caused International students to greatly reduce the overall total number in 2021. Children from English as an Additional Language (EAL) background remain at about 67% of total enrolments.

Yr	Kindergarten	Pre-Primary	Yr 1	Yr 2	Yr 3	Yr 4	Yr5	Yr 6
Number of Students	40	34	40	42	28	36	28	25

## Attendance

All students were offered incentives both intrinsically and in the form of merit awards as a motivation to attend school on a regular basis at Wilson Primary School. In 50% of all cases students from Wilson P.S met the state average or better. Targeted areas are those students in Years 2, 3 and 4 that are hovering around the 90% attendance rates. The new administration block has further enhanced the school's ability to maintain student attendance records electronically and assist parents who visit the school and who require assistance more effectively, because of the improved working conditions and storage capacity. It is encouraging to see that students in the senior section of the school are exceeding the state average attendance consistently, thereby setting a standard for the younger students to aspire to. Parents and caregivers are notified on a regular basis about the importance of regular attendance. School funds were targeted to improve attendance but COVID-19 caused issues as many students were studying from home, some students remained at school, some students did not participate in curriculum activities that were available online. Some parents refused to send their children to school and didn't participate in online learning for various reasons.

Breakdown	Attendance Rate %	Regular	At Risk Indicated	At Risk Moderate	At Risk Severe	Auth. %	Unauth. %
KIN	85.0%	15	14	7	1	44%	56%
PPR	87.9%	27	6	7	4	63%	37%
Y01	90.8%	35	8	2	2	53%	48%
Y02	92.9%	23	6		1	57%	43%
Y03	91.1%	29	9	1	2	47%	53%
Y04	94.3%	22	5	2		54%	46%
Y05	92.2%	19	7		2	44%	57%
Y06	92.7%	26	6	1	1	48%	52%
<b>Compulsory</b>	<b>91.4%</b>	<b>181</b>	<b>47</b>	<b>13</b>	<b>12</b>	<b>53%</b>	<b>47%</b>



## NAPLAN RESULTS

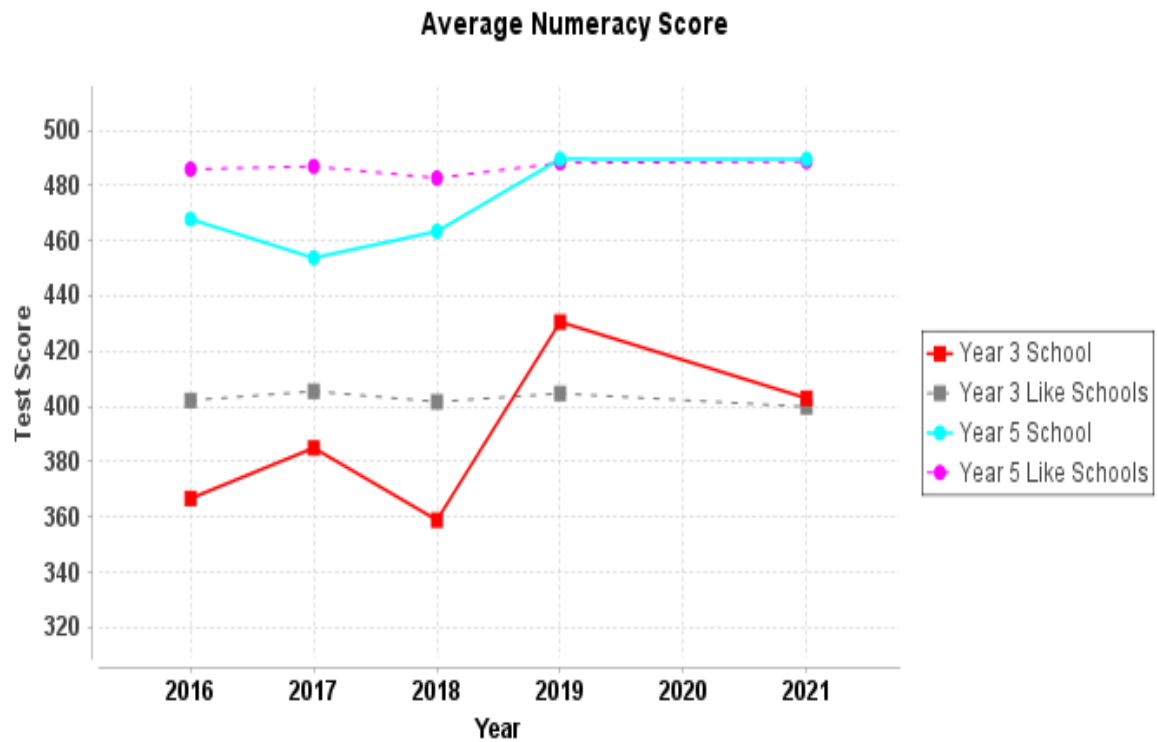
**The reader will note** that Year 5 scores are quite predictable and stable when compared with our Year 3 results. Factors that influence the Year 3 volatility are many and varied but the major reason we have discerned is the high proportion of EAL/D (overseas) students that enter Wilson in their early years of learning. It is often the case that these young children do not speak English at all or have had minimal exposure to English language lessons. When tracked across several years it is evident that our EAL/D specialist program is integral in our students achieving the wonderful results seen below.

## Numeracy

Students at Wilson school are on par with other schools across Western Australia in Numeracy.

Year 5 students are maintaining their rating whilst the Year 3 cohort has levelled out to be slightly above the Australian average.

## Average Numeracy Score

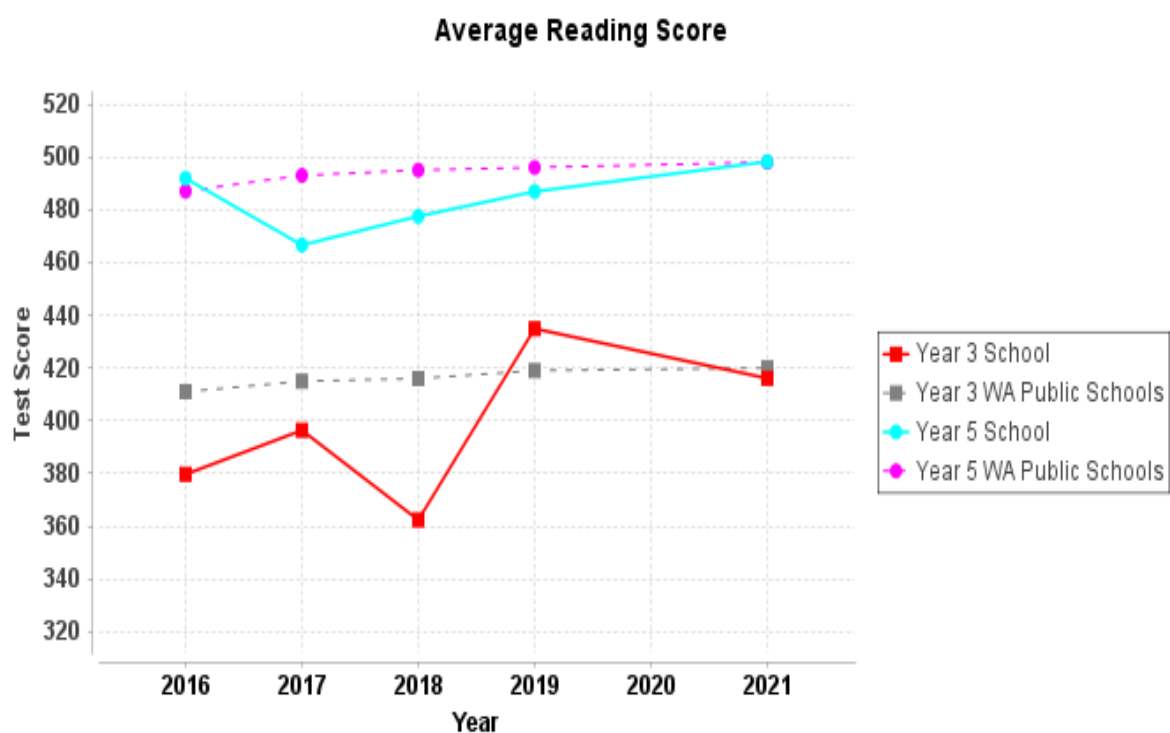


### Reading Results.

Year 5 students have continued to progress and are not on par with all Western Australian Schools.

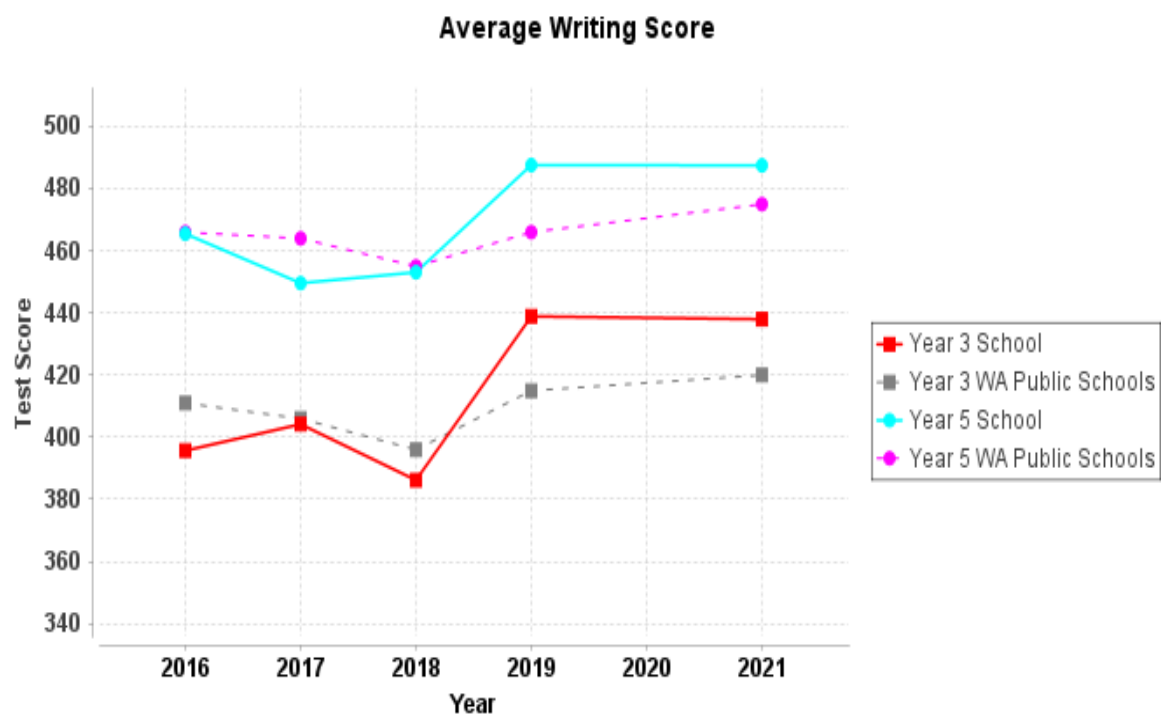
Year 3 students have not maintained their previous scores, this could be due to the school wide focus on writing over 2021.





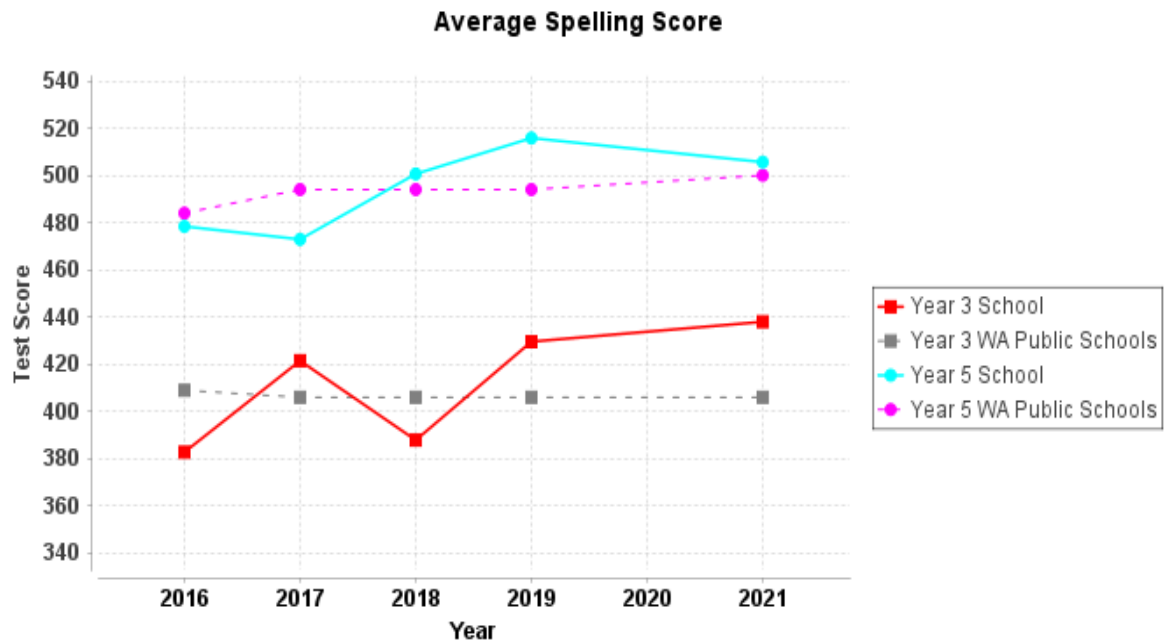
## Writing Results

All students in Years 3 & 5 are continuing to achieve very favourable results in writing which is largely due to the ongoing effects of our whole school Talk4Writing program and the use of the Brightpath tool for moderation on assessment.

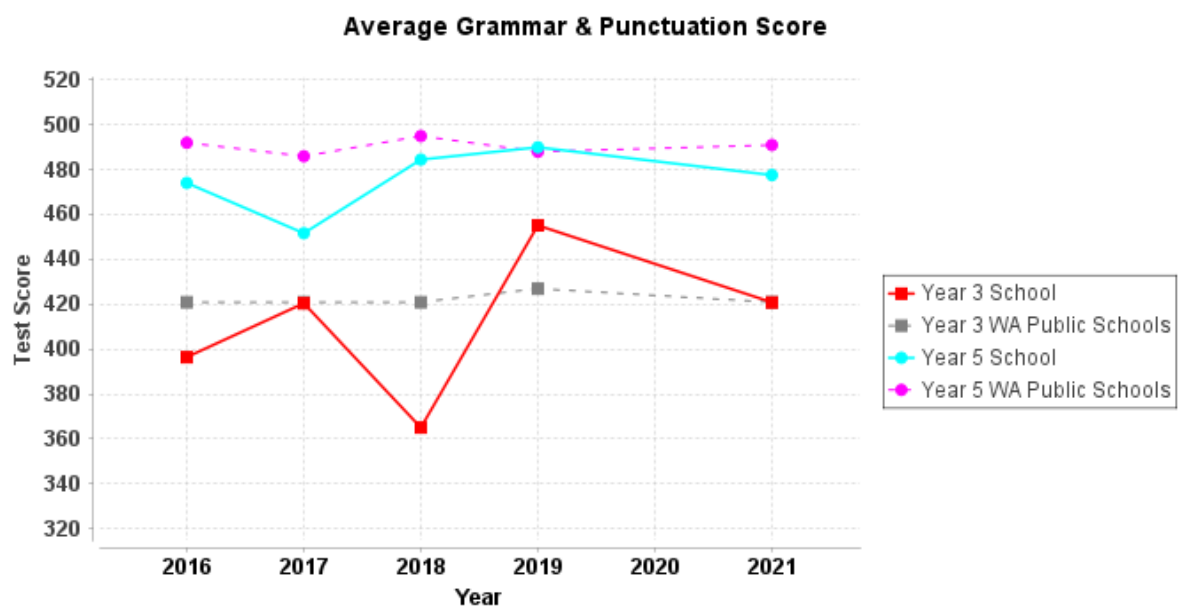


## Spelling Results.

Letters and Sounds is our whole school phonics/spelling program that has assisted students to maintain the high standard of spelling at Wilson Primary School.

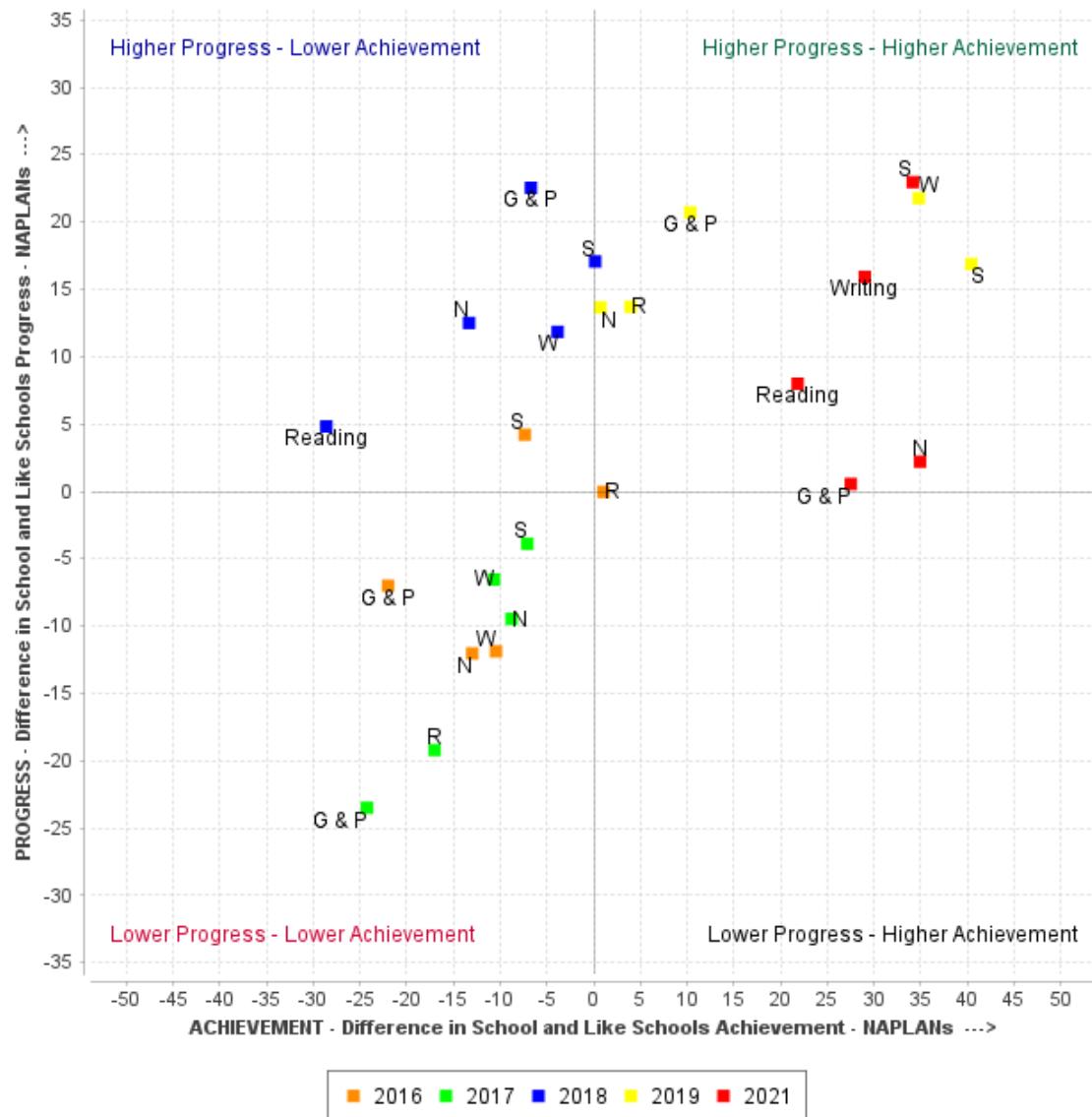


## Grammar and Punctuation



## Student Progress and Achievement Compared with Like Schools

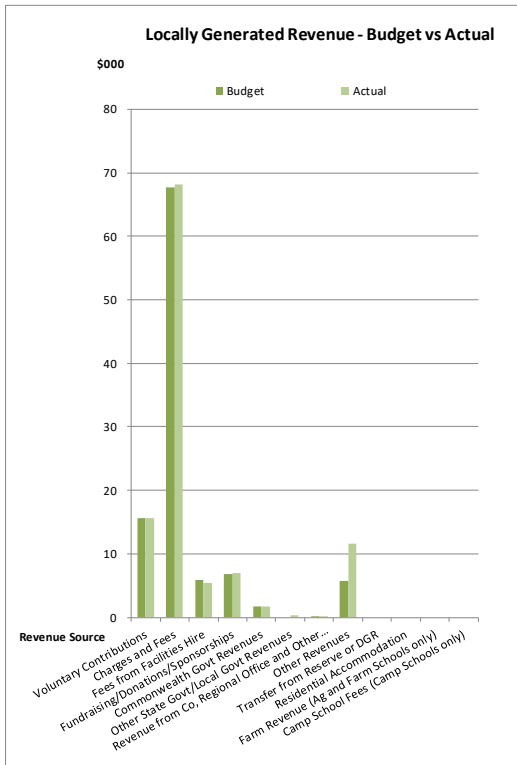
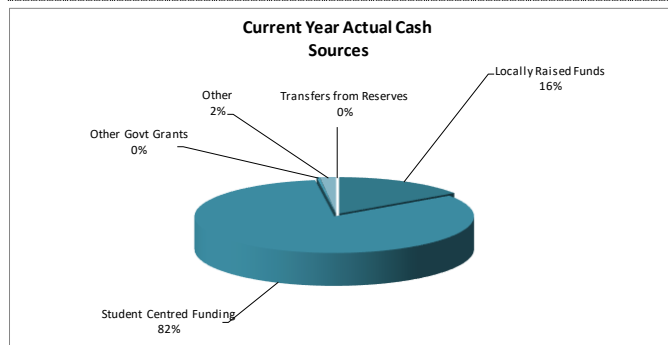
### NAPLAN Year 3 to Year 5 Longitudinal



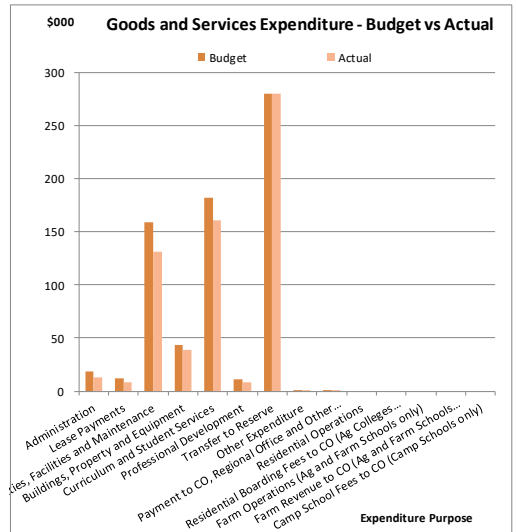
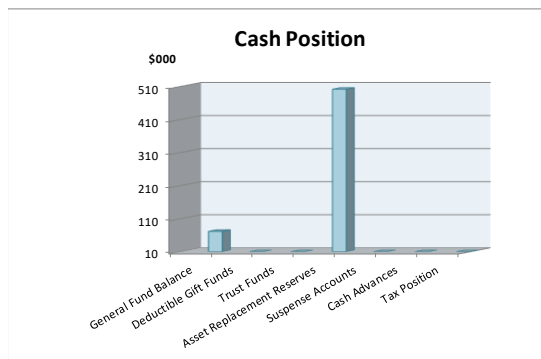
This graph illustrates that the whole school process that began late in 2016 have produced the desired effect of high progress and high achievement as shown by the red dots in 2021.

**Wilson Primary School**  
Financial Summary as at  
Enter date. 31/12/2021

	Revenue - Cash & Salary Allocation	Budget	Actual
1	Voluntary Contributions	\$ 15,598.00	\$ 15,597.85
2	Charges and Fees	\$ 67,634.78	\$ 68,185.15
3	Fees from Facilities Hire	\$ 5,940.00	\$ 5,400.00
4	Fundraising/Donations/Sponsorships	\$ 6,735.91	\$ 6,951.41
5	Commonwealth Govt Revenues	\$ 1,713.42	\$ 1,713.42
6	Other State Govt/Local Govt Revenues	\$ -	\$ 285.56
7	Revenue from Co, Regional Office and Other Schools	\$ 100.00	\$ 100.00
8	Other Revenues	\$ 5,760.03	\$ 11,625.02
9	Transfer from Reserve or DGR	\$ -	\$ -
10	Residential Accommodation	\$ -	\$ -
11	Farm Revenue (Ag and Farm Schools only)	\$ -	\$ -
12	Camp School Fees (Camp Schools only)	\$ -	\$ -
	<b>Total Locally Raised Funds</b>	<b>\$ 103,482.14</b>	<b>\$ 109,858.41</b>
	<b>Opening Balance</b>	<b>\$ 89,507.75</b>	<b>\$ 89,507.75</b>
	<b>Student Centred Funding</b>	<b>\$ 512,607.50</b>	<b>\$ 512,607.67</b>
	<b>Total Cash Funds Available</b>	<b>\$ 705,597.39</b>	<b>\$ 711,973.83</b>
	<b>Total Salary Allocation</b>	<b>\$ -</b>	<b>\$ -</b>
	<b>Total Funds Available</b>	<b>\$ 705,597.39</b>	<b>\$ 711,973.83</b>



	Expenditure - Cash and Salary	Budget	Actual
1	Administration	\$ 18,713.76	\$ 12,706.10
2	Lease Payments	\$ 11,650.00	\$ 8,211.20
3	Utilities, Facilities and Maintenance	\$ 158,323.68	\$ 131,135.47
4	Buildings, Property and Equipment	\$ 43,470.99	\$ 38,336.51
5	Curriculum and Student Services	\$ 181,881.15	\$ 160,620.57
6	Professional Development	\$ 10,665.00	\$ 8,535.90
7	Transfer to Reserve	\$ 279,500.00	\$ 279,500.00
8	Other Expenditure	\$ 1,275.88	\$ 1,277.94
9	Payment to CO, Regional Office and Other Schools	\$ 100.00	\$ 100.00
10	Residential Operations	\$ -	\$ -
11	Residential Boarding Fees to CO (Ag Colleges only)	\$ -	\$ -
12	Farm Operations (Ag and Farm Schools only)	\$ -	\$ -
13	Farm Revenue to CO (Ag and Farm Schools only)	\$ -	\$ -
14	Camp School Fees to CO (Camp Schools only)	\$ -	\$ -
	<b>Total Goods and Services Expenditure</b>	<b>\$ 705,580.46</b>	<b>\$ 640,423.69</b>
	<b>Total Forecast Salary Expenditure</b>	<b>\$ -</b>	<b>\$ -</b>
	<b>Total Expenditure</b>	<b>\$ 705,580.46</b>	<b>\$ 640,423.69</b>
	<b>Cash Budget Variance</b>	<b>\$ 16.93</b>	



<b>Cash Position as at:</b>	
<b>Bank Balance</b>	<b>\$ 572,105.77</b>
<b>Made up of:</b>	
1 General Fund Balance	\$ 71,550.14
2 Deductible Gift Funds	\$ -
3 Trust Funds	\$ -
4 Asset Replacement Reserves	\$ 501,559.47
5 Suspense Accounts	\$ 845.16
6 Cash Advances	\$ -
7 Tax Position	\$ (1,849.00)
<b>Total Bank Balance</b>	<b>\$ 572,105.77</b>