



WILSON

Primary School

Respect, Excel, Aspire, Learn

ANNUAL REPORT

2020

Context

Wilson Primary School, established in 1963, is situated near the Canning River, approximately 10 kilometres from the Perth CBD. We cater for children aged from Kindergarten to Year 6.

Wilson's student population, which averages around 298, is highly diverse. The students come from 23 different countries and cultural groups. In 2019, almost 70% of the students came from an English as an Additional Language background (EAL/EAD). Many of our students are the children of overseas Post-graduate students who are studying at Curtin University. Many of these students are bi-lingual which adds to the wonderful multicultural aspect of Wilson Primary School.

The school's educational program focuses strongly on the implementation of the Western Australian Curriculum, Early Years Learning Framework and National Quality Standards. In the classrooms, literacy and numeracy support is provided to all students through targeted support via our EAL/D program as well as phonics support withdrawal. Whole of school processes include, our "Traffic Lights" behaviour management program, Letters and Sounds, Talk for Reading/Writing, Paul Swan Maths strategies and the iStar classroom process.

We also offer many extra-curricular activities for students such as our Sustainability program, circus, clarinet, choir, active after school sport, lunch time cricket and keyboard lessons facilitated by the PMI music company.

The school also offers a lunchtime circus program, which is aimed at developing students' physical coordination. Wilson Primary School has an active outdoor education program centred on our school garden, worm farm, hydroponic garden and recycling centre as well as active after school sports twice a week. We also run a maths extension program for selected students, which is in addition to the normal mathematics program. Learning about sustainable energy is also a key part of the learning experience. We currently have 40kw/hr of solar energy enabling us to substantially reduce our carbon footprint, the data from this enhances our classroom lessons.

Our high profile, values driven pastoral care programme, is supported by our federally funded School Chaplain, Mr Lee whom we share with Curtin P.S.

Vision

Our vision at Wilson Primary School is to empower students to acquire, demonstrate, articulate and value knowledge and skills that will support them, as life-long learners, to participate in and contribute to the global world and practise the core values of the school: respect, excellence, aspire and learn.

Values

Respect

We recognise the differing circumstances and needs of our students and are dedicated to achieving the best possible outcomes for all. We strive to create a workplace and learning environment that is free from discrimination, abuse or exploitation.

Excel

We have high expectations of our students and ourselves. We set standards of excellence and strive to achieve them. These standards and expectations challenge all of us to give our best.

Aspire

We encourage students to follow their dreams; to have great ambitions and to strive towards achieving their best.

Learn

We have a positive approach to learning and encourage it in others, we advance student learning based upon our belief that all students have the capacity to learn.

OVERVIEW

This report provides a brief overview of the annual operations of the Wilson Primary School for the year 2020. Additional information can be obtained from the ACARA website *My School* and the Department of Education WA website *Schools Online*. The Strategic and Operational plans for 2020 were interrupted by the unfortunate intervention of COVID 19 particularly in the early months of the year, from March to May, a time when many of our clientele were unsure about sending their child to school, which unfortunately interrupted our individual and group education plans.

Performance Enquiry Report

In March 2014, the Expert Review Group (ERG) provided Wilson Primary School with a set of recommendations for improvement to be implemented. These recommendations were the result of a thorough and rigorous examination of the data related to the school's performance as well as a two-day school visit by Expert Review Group members. A selection of the actions undertaken to meet these recommendations are listed below:

In response to the recommendations, a school committee developed an Action Plan. The following strategies from the Action Plan were reinforced during 2017 were consolidated during 2018 and are common practice now.:

- ✓ Senior staff adopted responsibility for various Learning Areas and behavioural targets.
- ✓ Common focus (learning areas) through collaborative planning across year levels.
- ✓ On entry testing for Pre-Primary and Year one students.
- ✓ Use of the Australian Curriculum for English and Mathematics (whole school).
- ✓ Purchase and implementation of an English and Mathematics program to monitor and record each child's performance against the outcomes of the Australian Curriculum.
- ✓ Use of a whole school spelling program, Letters and Sounds and Sight word sequencing, Talk4Writing, implementing Talk4Reading over 2020/21, program across the whole school and continuing Professional Development for those staff unfamiliar with Talk4Writing.
- ✓ Employing a Community Liaison Officer to assist with at risk students' attendance and social issues.
- ✓ Indigenous Reading Plan.
- ✓ Upgrade of IT equipment to meet and exceed DOE minimum standards.
- ✓ Up-skill staff in the use of IT in the classroom.
- ✓ Improved technical support for ICT.
- ✓ Each staff member regularly participates in rigorous Performance Management reviews to determine their requirements and focus on their strengths to share with others.
- ✓ A strong focus on analysing data in many forms and the use of results in collaborative planning (Brightpath/First Cut/NAPLAN, MTS, Mathsonline and Waddington tests).

In June 2021 Wilson School will undergo a thorough review by the DOE, this will occur every 3 years for every Government school in Western Australia.

Department Endorsed Programs

EAL/D Speech and Language Initiative

PALS (Indigenous program funding)

School of Instrumental Music (SIM): Clarinets.

Primary Extension and Challenge Program (PEAC)

Early Years Learning Framework

Letters and Sounds (Phonics)

Mathsonline extension group for gifted mathematicians

Talk4Writing Literacy program.

Currently introducing Talk4Reading across the whole school.

Keyboard lessons provided by PMI music.

School-Based Initiatives

During 2020, Wilson staff continued with the 'Clubs' program which was held during the lunch break. Some of the clubs included were:

Environmental Science/Gardening, Library, board games, Outdoor Education play, Cricket and Circus.

Wilson PS also allows private tuition for fee paying students which include clarinet and keyboards.



EAL/D. During 2020, students that were classified as Level 1 or 2 EAL/D participated in a withdrawal program so that they could receive targeted intervention in reading, writing and grammar. The EAL/D coordinator and two assistants manage this program on Thursdays and Fridays.

SPECIAL DAYS

Some of the special activity days held in 2020 included

Easter Hat Parade-An annual event which has been held every year since 1970

Harmony Day –The classes rotated through various activities from different countries. The culmination of the day was a whole-school lunch cooked by the parent, staff and students. WE also have a morning tea for the parents of out EAL/D students and for our volunteers once a year. Wilson students also participate in all the science activities and events at nearby high schools.

Colour Fun Run organised by P&C (cancelled due to COVID-19)

Multicultural celebrations during Harmony Week.



SPORT and PE

Wilson belongs to the Canning Woodloes Sports Association. There are 8 schools in the group. As part of this association, we participated in a summer carnival, involving Volleyball, Tee ball, Softball and Cricket; a winter carnival involving Soccer, Aussie Rules and Netball; a cross-country carnival and an athletics carnival. We also took part in Lynwood Senior High School's annual soccer lightning carnival.

Sporting events at the school included the Cross Country run, the Winter Carnival, the faction athletics carnival and the Interschool Carnival.

Parents and Citizens Association

During a disruptive 2020, the current members of the P&C took over the responsibility of running this organisation from very long standing members, therefore they needed time to settle in but with guidance from the Principal began to come to grips with all that is required of them. We are very grateful that they continue to work tirelessly raising funds for our students.

School Council

Similar to the P&C, the council has had to consolidate its membership during 2020 with long standing members leaving our school community as their children enter high school. However, they continue to provide valuable feedback to school staff and provide useful insights regarding community expectations.

Enrolments

Wilson Primary School's enrolment profile has steadily increased, little by little over the last five years, with children from English as an Additional Language (EAL) background remaining at about 67% of total enrolments. Children from Bhutan name compose This has ensured the continuance of a rich and diversified school culture.

Year Group	Kindergarten	Pre-primary	Year 1	Year 2	Year 3	Year 4	Year 5	Year 6	
Number of Students	48	34	40	38	31	37	33	30	

Attendance

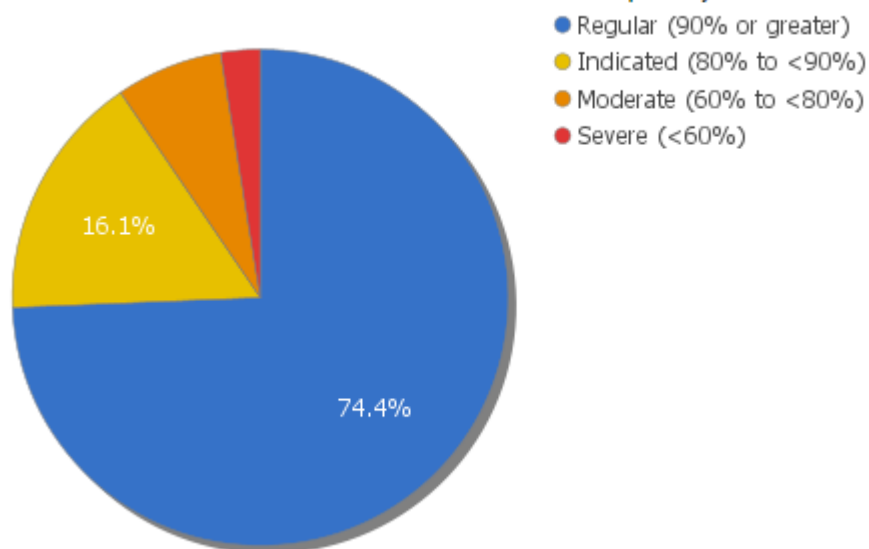
All students were offered incentives both intrinsically and in the form of merit awards as a motivation to attend school on a regular basis (above 95%) at Wilson Primary School. In 50% of all cases students from Wilson P.S met the state average or better. Targeted areas are those students in Years 2, 3 and 4 that are hovering around the 90% attendance rates.

The school improved its record keeping capacity by upgrading communications software and providing alternative means for parents to contact the school, which is took effect beginning Term2 2016 and is currently up to date but of course this is an ongoing process. The new administration block has further enhanced the school's ability to maintain student attendance records electronically and assist parents who visit the school and who require assistance more effectively, because of the improved working conditions and storage capacity.

It is encouraging to see that students in the senior section of the school are exceeding the state average attendance consistently, thereby setting a standard for the younger students to aspire to. Parents and caregivers are notified on a regular basis about the importance of regular attendance. School funds were targeted to improve attendance but COVID-19 caused issues as many students were studying from home, some students remained at school, some students did not participate in curriculum activities that were available online. Some parents refused to send they children to school and didn't participate in online learning. However regular attendance of 90% or over, slightly increased from 73 to 74%

Please view the graphs below for an overview of the student attendance in 2020.

Attendance Profile 2020 Semester 2 Compulsory



Note

The 2020 attendance rates are not available for publication as they were adversely affected by the COVID-19 pandemic and are not comparable to previous years. At this stage, we are still awaiting a decision whether 2020 attendance data will be released to schools in the secure environment of Schools Online. Any data approved for release will be with the caveat that it isn't to be included in annual School Reports or disseminated to the school council/board.

STAFF INFORMATION

Administration Staff	
Principals	1
Deputy Principals	1
Administration Staff	3
Total	5

Teaching Staff	
Senior Teachers	6
Other Teaching Staff	9
Allocated FTE	14.2
Total Teaching Staff	15

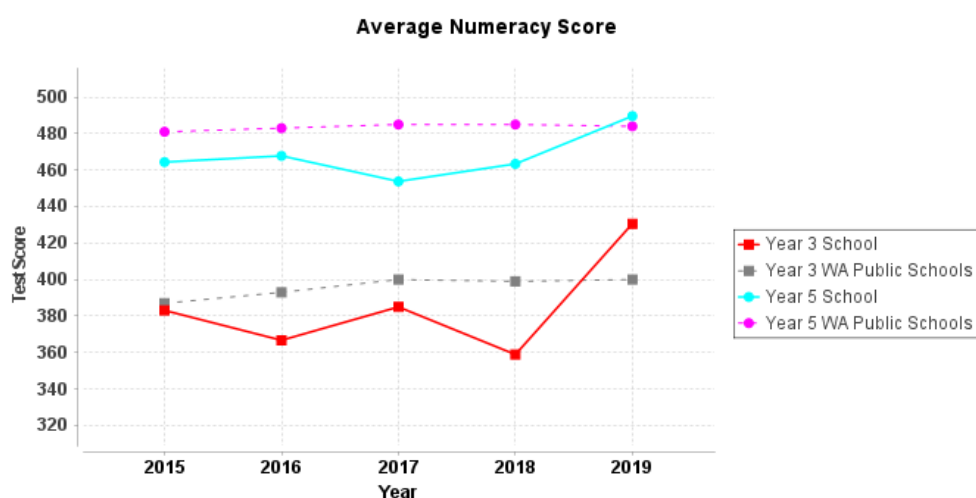
Non-Teaching Staff	
Business manager	1
Manager Corporate Services	1
School Officer	1
Library Officer	1
Education Assistants	10
Education Assistants (Special Needs)	3
Gardener	1
Cleaners	4

NAPLAN RESULTS

NAPLAN was cancelled due to COVID-19 in 2020. Below are the results for the previous years.

It is encouraging to see that Wilson P.S. students are on the right trajectory and are moving towards achieving above expected results in the coming years as evidenced by the upwards growth of the year 3 and 5 students in numeracy, writing, reading and spelling and the steady improvement of all students. Our focussed efforts, based upon whole of school strategies are proving to be effective as evidenced by our Brightpath and NAPLAN results. Strategies to maintain this are outlined in the 2019/20 school plan. Please be aware that due to the small numbers of students that are assessed that the following graphs are worthy of further discussion and explanation. Also keep in mind that very small numbers are involved in testing so fluctuations in achievement seem exaggerated when compared to larger state schools.

Average Numeracy Score



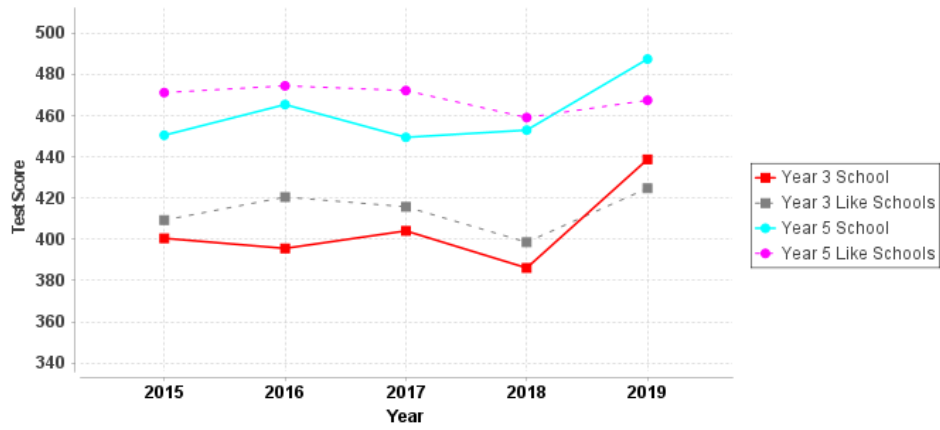
Copy Options

Year	Y03		Y05	
	School	WA Public Schools	School	WA Public Schools
2015	383	387	464	481
2016	367	393	468	483
2017	385	400	454	485
2018	359	399	463	485
2019	431	400	490	484

Copy Options

It is evident that Year 3 results are volatile and due to small numbers the fluctuations are exaggerated. It is useful to keep in mind that the very high percentage of EALD students begin studying at Wilson during their second or third year of compulsory schooling (typically Year 2) in Western Australia. It is generally true that these students are only in their first year of learning the English language so Year 3 NAPLAN results need to be interpreted with due care. In 2019 they were outstanding but that was due to the fact that we had many students from overseas starting in Year One so they have had a little extra time to improve their English skills, which in turn relates to improved NAPLAN scores. To address this cohort driven response we have intensified our EAL/D program with extra FTE allocation for the coordinator and her assistants. Approximately only 25% of students at Wilson School in Year 6 enrolled in Kindergarten or Pre-Primary. A large proportion of our enrolments stay in Australia for a period of 2 to 4 years whilst their parents are completing a MA or PHD at the nearby university.

Average Writing Score



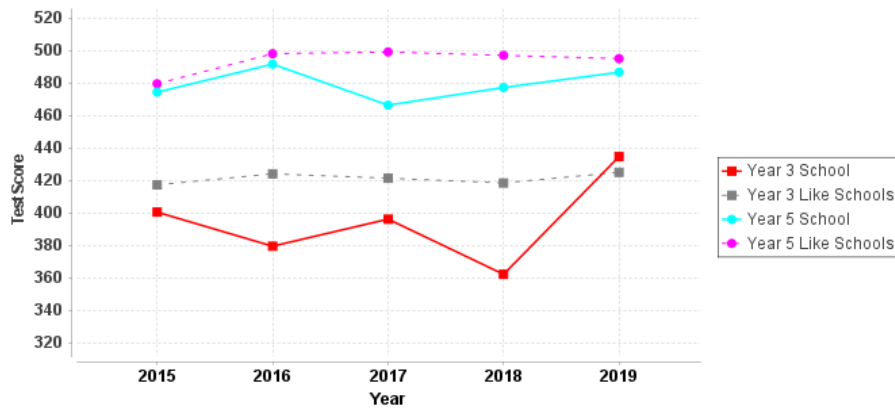
Copy Options ▾

Year	Y03		Y05	
	School	Like Schools	School	Like Schools
2015	401	409	451	471
2016	396	421	466	475
2017	404	416	450	472
2018	386	399	453	459
2019	439	425	488	468

Copy Options ▾

Average Reading Score

Average Reading Score



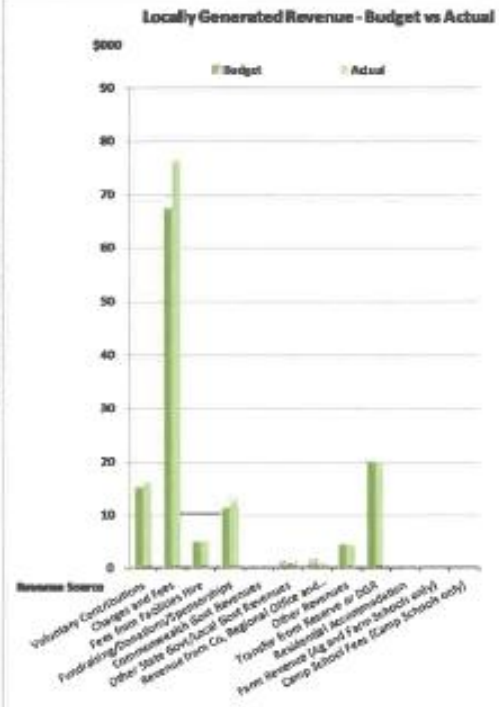
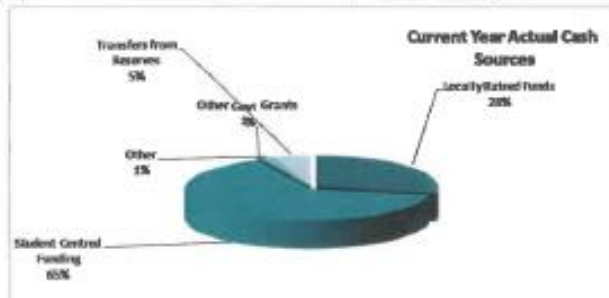
Copy Options ▾

Year	Y03		Y05	
	School	Like Schools	School	Like Schools
2015	401	418	475	480
2016	380	424	492	498
2017	396	422	467	499
2018	362	419	478	497
2019	435	425	487	495

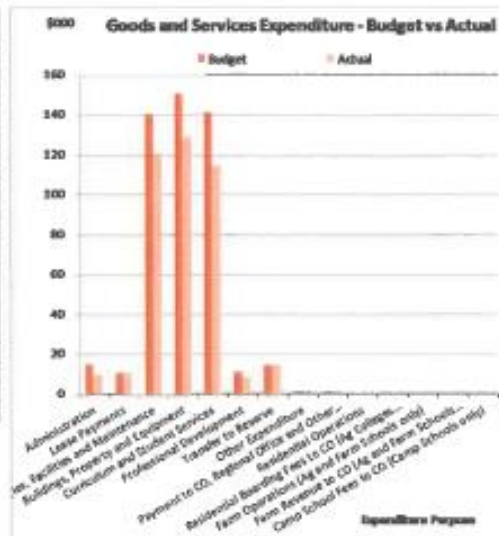
Copy Options ▾

Wilson Primary School
Financial Summary as at
31 December 2020

Revenue - Cash & Salary Allocation	Budget	Actual
1. Voluntary Contributions	\$ 15,494.00	\$ 16,302.05
2. Charges and Fees	\$ 67,369.27	\$ 76,126.39
3. Fees from Facilities Hire	\$ 5,130.00	\$ 5,400.00
4. Fundraising/Donations/Sponsorships	\$ 33,529.00	\$ 33,151.45
5. Commonwealth Govt Revenues	\$ -	\$ -
6. Other State Govt/Local Govt Revenues	\$ 1,100.00	\$ 1,100.00
7. Revenue from Co, Regional Office and Other Schools	\$ 1,308.00	\$ 1,308.00
8. Other Revenues	\$ 4,589.13	\$ 4,711.24
9. Transfer from Reserve or DGR	\$ 20,265.00	\$ 20,265.00
10. Residential Accommodation	\$ -	\$ -
11. Farm Revenue (Ag and Farm Schools only)	\$ -	\$ -
12. Camp School Fees (Camp Schools only)	\$ -	\$ -
Total Locally Raised Funds	\$ 126,794.40	\$ 130,764.13
Operating Balance	\$ 108,338.00	\$ 108,308.40
Student Centred Funding	\$ 253,536.41	\$ 253,536.98
Total Cash Funds Available	\$ 489,628.81	\$ 500,609.51
Total Salary Allocation	\$ -	\$ -
Total Funds Available	\$ 489,628.81	\$ 500,609.51



Expenditure - Cash and Salary	Budget	Actual
1. Administration	\$ 15,388.00	\$ 16,584.01
2. Lease Payments	\$ 11,262.00	\$ 11,262.95
3. Utilities, Facilities and Maintenance	\$ 140,992.58	\$ 130,998.98
4. Buildings, Property and Equipment	\$ 150,600.75	\$ 129,648.29
5. Curriculum and Student Services	\$ 161,864.00	\$ 134,584.00
6. Professional Development	\$ 13,842.00	\$ 18,898.34
7. Transfer to Reserve	\$ 15,000.00	\$ 15,000.00
8. Other Expenditure	\$ 65.00	\$ 61.99
9. Payment to Co, Regional Office and Other Schools	\$ 135.00	\$ 125.00
10. Residential Operations	\$ -	\$ -
11. Residential Boarding Fees to Co (Ag Colleges only)	\$ -	\$ -
12. Farm Operations (Ag and Farm Schools only)	\$ -	\$ -
13. Farm Revenue to Co (Ag and Farm Schools only)	\$ -	\$ -
14. Camp School Fees to Co (Camp Schools only)	\$ -	\$ -
Total Goods and Services Expenditure	\$ 487,218.33	\$ 413,101.76
Total Forecast Salary Expenditure	\$ -	\$ -
Total Expenditure	\$ 487,218.33	\$ 413,101.76
Cash Budget Variance	\$ 1,410.50	



Cash Position as at:	
Bank Balance	\$ 317,309.77
Made up of:	
1. General Fund Balance	\$ 89,507.75
2. Deductible GRF Funds	\$ -
3. Trust Funds	\$ -
4. Asset Replacement Reserves	\$ 222,898.47
5. Suspense Accounts	\$ 6,676.55
6. Cash Advances	\$ -
7. Tax Position	\$ (194.00)
Total Bank Balance	\$ 317,309.77