

PORT HEDLAND PRIMARY SCHOOL ANNUAL REPORT 2020



Port Hedland Primary School is situated at the Cooke Point end of Port Hedland with the current campus opening in 1998 following the amalgamation of Cooke Point and Port Hedland Primary Schools. We cater for 520+ students from Kindergarten to Year 6 and are regarded as a school of choice by the Hedland community. We are recognised for setting high expectations and providing a safe, caring and supportive environment that fosters a community of learners.

In 2015, Port Hedland Primary School became an Independent Public School. As an empowered school community, we use the autonomy, flexibility and the authority afforded to us as an IPS to make collaborative and contextual decisions with the potential benefits to students being at the heart of everything we do and each decision we make.

Our school has a strong and committed focus on the development of literacy and numeracy skills as the foundation of student learning. We provide challenging and inclusive learning programs which allow all students to develop the skills and knowledge required to help them become confident and independent learners. We are proud to offer a diverse range of learning areas including Music, Visual Arts and Physical Education, each of which is taught by Specialist Teachers.

At Port Hedland Primary School, we understand that each of our students is unique and has their own special qualities. We recognise that a 'one size fits all' instructional method will not meet each of our students' needs. We offer a differentiated curriculum that focuses on each child's developmental needs and accounts for their preferred learning styles.

We attract skilled and enthusiastic staff who understand that the quality of their teaching has a large impact on student improvement. Because of this our staff are committed to self-improvement; they engage in professional learning to ensure they maintain the highest standards and are attuned to contemporary education research and practice. Our staff are friendly, supportive and approachable, and encourage family involvement in their child's education. Parents are offered a regular and clear line of communication through meetings, emails, Connect, School Star, Seesaw and via a newsletter published twice a term.

Our parent body is passionate about supporting their children and the school and this is evident in the ongoing, dedicated support they provide in classrooms, at carnivals and at fundraising events. Our school is a real community hub and has fostered a range of beneficial partnerships with local employers and community groups who generously contribute to our school.

OUR VISION

“Working together to encourage lifelong learning in an inclusive, safe and respectful environment”

OUR PEDAGOGY

At Port Hedland PS staff collaborate to deliver the West Australian Curriculum incorporating the gradual release of responsibility model, using explicit direct instruction within a co-operative learning environment. This includes the use of CMS strategies, multimodal learning and differentiation within Literacy and Numeracy Blocks including RTI strategies.

OUR VALUES

- Persistence
- Confidence
- Independence
- Resilience
- Inclusion



STAFF 2020

PRINCIPAL

Yvonne Denham

DEPUTY PRINCIPALS

Brian Birrell

Trent Collins

TEACHING STAFF

Sarah Amiradaki

Sandra Astbury

Lauren Attwood

Rebekah Bacon

Holly Brindle

Vanessa Brown

Jocelyn Brown

Chantele Burgess

Tirrena Byrnes

Celia Carr

Molly Carroll

Anita Chapman

Jannine Cirilus

Caroline Cleal

Michelle Cockie

Sally Cruickshank

Awatea Dansey

Rhonda De Groot

David Goeldner

Robyn Grenfell

Sharman Gunendra

Vikki Hall

Kieran Harding

Renata Holloway

James Howes

Terri Johnson

PHPS BOARD MEMBERS 2020

David Burgess (Chairman)

Jan Gillingham

Deanna Exeter

Sharad Kohli

Chrissie McDowell

Rebecca Sherriffs

Nadine Youngman

Jennifer Higgins

Brian Richardson

Jayne Tracey

STUDENT LEADERS 2020

HEAD BOY

Xave Dawson

HEAD GIRL

Emma Buckley

STUDENT COUNCILLORS

Leandra Chibaya

Meela Castle

Ethan Cootes

Summer Parker

Lindsay Reyes

Odette Leeds

FACTION LEADERS 2020

Ameerah Brierley, Atlas Glasson

Amy Wells, Lyla Starling

Rae Metcalfe-Nash, Storm Palumatama

Makayla Cowan, Riley Grey

Eva Dobson, Minni Davis

Declan Rockett, Heidi Michon

Lewis Whitney, Rylee McCormack

Mitchell Hassan, Alicia Johnston

STAFF 2020 cont.

Paula Kiersey

Lauren Lee

Briana Malia

Brooke Marsh

Seana McCourt

Samantha Murdock

Stephanie Myers

Jayde Newman

Gabrielle Norman

Lauren Osborne

Jessica Philpott

Kiara Power

Elizabeth Pyke



Catherine Reynolds

Hannah Rosten

Gemma Rozario

Leanne Ruston

Lisa Scarfe

Benjamin Sedgman

Jessica Seymour

Rebecca Sherriffs

Kieren Sparks

Barry Townsend

Ashleigh Trott

Kylie Unkovich

Wouter van der Merwe



SPORTING EVENTS 2020

Term 1

Despite the disruption to the school calendar due to the pandemic sporting events continued to be held with modified formats to ensure compliance with CoVid restrictions.

PP-2 Water Fun Day



SWIMMING CARNIVAL RESULTS

- 1st DEGREY
- 2nd YULE
- 3rd TURNER
- 4th SHAW



SWIMMING CHAMPIONS

2020

YEAR 3

Alva Castle
Leilani Palumatama

Year 4

Ellis Dawson
Jasmin Nelson

Year 5

Ushra Muhamad
Marlie Hodgkinson

Year 6

Austin Smirke
Storm Palumatama
Meela Castle



FACTION CAPTAINS 2020

RUNNER-UP CHAMPIONS

2020

Year 3

Deziah Steele
Halli Steel

Year 4

Noah Perry
Trinnity Picks

Year 5

Lewis Whitney
Nicholas Wilson
Rylee McCormack

Year 6

Jackson Morris
Leandra Chibaya

SPORTING EVENTS/RESULTS 2020 (contin.)

TERM 3

CROSS COUNTRY, ATHLETICS CARNIVAL

CROSS COUNTRY RESULTS

PRE-PRIMARY

Evie Barker/Aria Tobin

Crue Tobin/ Henry Grenfell

YEAR 1

Maggie Green/Ruby Sweet

River Smith/Billy Perkins

YEAR 2

Capri Vukusich/ Jessica Lewis

Asher Chibaya/Gabriel Rudivzo

YEAR 3

Alexis Davis/ Atiyah Bin Rashid

Zane Jardine/ Hayden Tobin

YEAR 4

Ella Hassan/ Toni Stanford

Ashton Jacoby/ Ellis Dawson

YEAR 5

Marlie Hodgkinson/Amber Nethercote

Noah Eyre/Zac Smirke/ Lewis Whitney

YEAR 6

Leandra Chibaya/Emma Buckley

Mason Cooper/Austin Smirke



ATHLETICS CARNIVAL RESULTS

Year 1	runner-up	Boy (tied)	River Smith Lachlan Chamberlain
Year 1	Champion	Boy	Perkins Billy
Year 1	runner-up	Girl	Milka Kursumovic
Year 1	Champion	Girl	Maggie Green
Year 2	runner-up	Boy	Chibaya Asher
Year 2	Champion	Boy	Gabriel Ruzvidzo
Year 2	runner-up	Girl	Jessica Lewis
Year 2	Champion	Girl	Capri Vukusich
Year 3	runner-up	Boy	Zayne Jardine
Year 3	Champion	Boy	Cooper McLeod
Year 3	runner-up	Girl	Leilani Palamutama
Year 3	Champion	Girl	Alexis Davis
Year 4	runner-up	Boy	George Huckle
Year 4	Champion	Boy	Ellis Dawson
Year 4	runner-up	Girl	Ella Hassan
Year 4	Champion	Girl	Toni Stanford
Year 5	runner-up	Boy	Jonah Roberts
Year 5	Champion	Boy	Noah Eyre
Year 5	runner-up	Girl	Seren Edwards
Year 5	Champion	Girl	Marlie Hodgkinson
Year 6	runner-up	Boy	Riley Gunter
Year 6	Champion	Boy	Mason Cooper
Year 6	runner-up	Girl	Summer Parker
Year 6	Champion	Girl	Leandra Chibaya

ATHLETICS SPORTS RESULTS

1st: YULE

2nd: TURNER

3rd: DEGREY

4th: SHAW



LITERACY STARS 2020

Johanna Newbey

Shriya Arun

Holly Hoy-Craig

Lindsay Reyes

Bridie Whitney

Sophie Burford

Isla Vecka

Layla Vecka

Elleanna Amiradaki

Isla Karey

Frankie Lilley

Ben Huckle

Tia Michalski

Darcee Fielding

Maya Colreavy

Ava Wilson

Tyson Collins

Amalfi White

Lyla Gardiner

Meela Castle

Summer Parker

Anahera Turner

Marlie Hodgkinson

Ever Dean

Claire Bettini

Oliver Green

Amelia Cooper

Hayden Tobin

Asha Colreavy

Kenzy Fahey

Skylah Ford



Maggie Green

Suarav Nair

Fletcher Marsh

Chade Robinson

Esther White

Swayde Kernohan

Ameerah Brierly

Storm Palumatama

Lewis Whitney

Odette Leeds

Joshua Strydom

Isabelle Higgins

Bella Coleman

Payton Cowan

Oshini Bullumulla

Blair Wells

Asher Billet

Sumara Macindoe

Audrey Exeter

Ruby Luka

Kayzen Cecich

Aria Tobin

Dylan White

Harper Dawson


Tilly Neate

Hana Kohli



CLUBS 2020

Children at Port Hedland PS were offered several opportunities to participate not only in network academic extension programs but also in before and after school clubs. These clubs were predominantly open to children in Years 3-6 in Terms 2 and 3 except for the Running Club which was open to PP-6. Clubs offered included Coding, Film Making, Visual Arts, Ukulele, Minecraft, Photography, and a Girls' Club. In addition, several children were selected to take part in academic enrichment programs offered at a network level. These included Debating and Photojournalism. In total 176 students took part in these programs offered.



SCIENCE FAIR



PHOTOGRAPHY CLUB

NAIDOC




SPECIALIST ART

"BLUE TREE PROJECT"

NUMERACY STARS 2020


Alicia Johnston
 Austin Smirke
 Leandra Chibaya
 Moditha Bulumulla
 Shaquille Brierlyey
 Siddarth Nair
 Tilly Bozanich
 Jonathan White
 Stella Newbey
 Zane Cowen
 Nate Godden
 Felix Slattery
 Harper Casson
 Davis Murphy
 Lachlan Chamberlain
 Flynn Slattery
 Harrison Hart
 Archie Marsh
 Hope Van Gelder
 Nicholas Wilson
 Shriya Arun
 Luca Miles
 Adam Carr
 Mitch Cannon
 Thomas Cannon
 Amelia Hall
 Alexander Vidzhay
 Peyton Romney-Appleby
 Asher Chibaya
 Jake Fletcher
 Lucy Ly-Hong

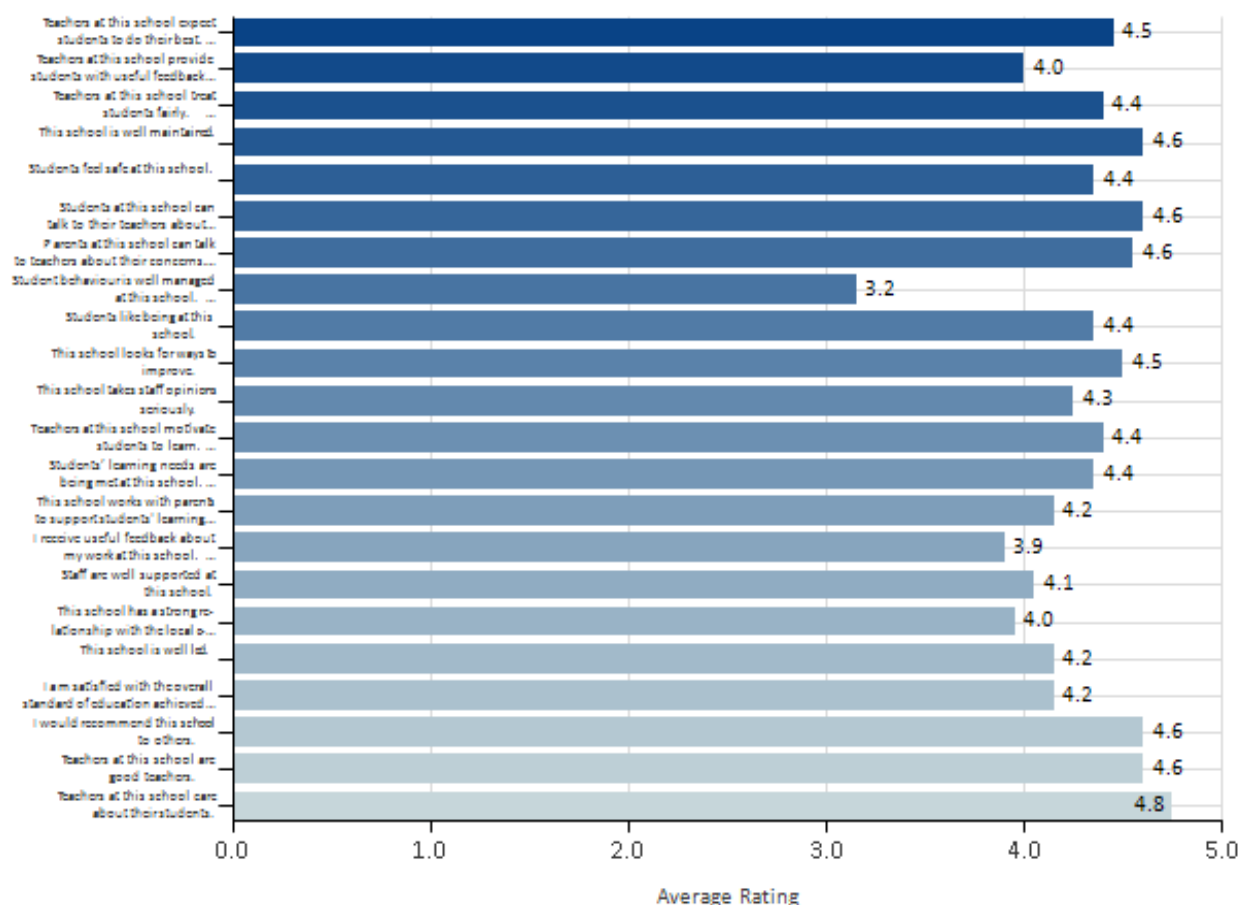


PHOTOGRAPHY



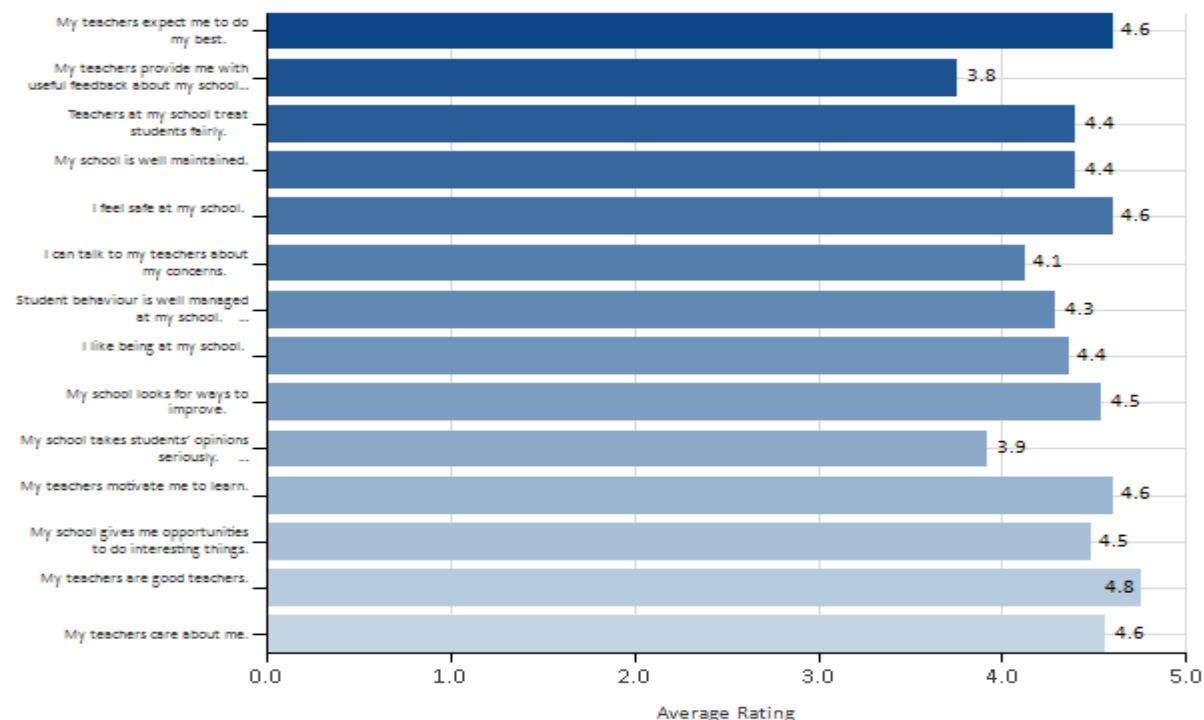
Qhafy Norisham
 Bailey Hoy
 Crue Tobin
 Rose Childs
 Matilda Mann
 Sienna Hodgson
 Johanna Newbey
 Austin Smirke
 Cruz Duscher
 Henry Whitney
 Cooper Perkins
 Jacob Van de Worp
 Miqhail Norisham
 Rhys Edmonds
 Aidan Paterson
 Ruby Sweet
 William Higgins
 Thomas Moore
 Lachlan Chamberlain
 Kalani Elphick
 Eve Barker
 Chace Harvey
 Jaime Thomas

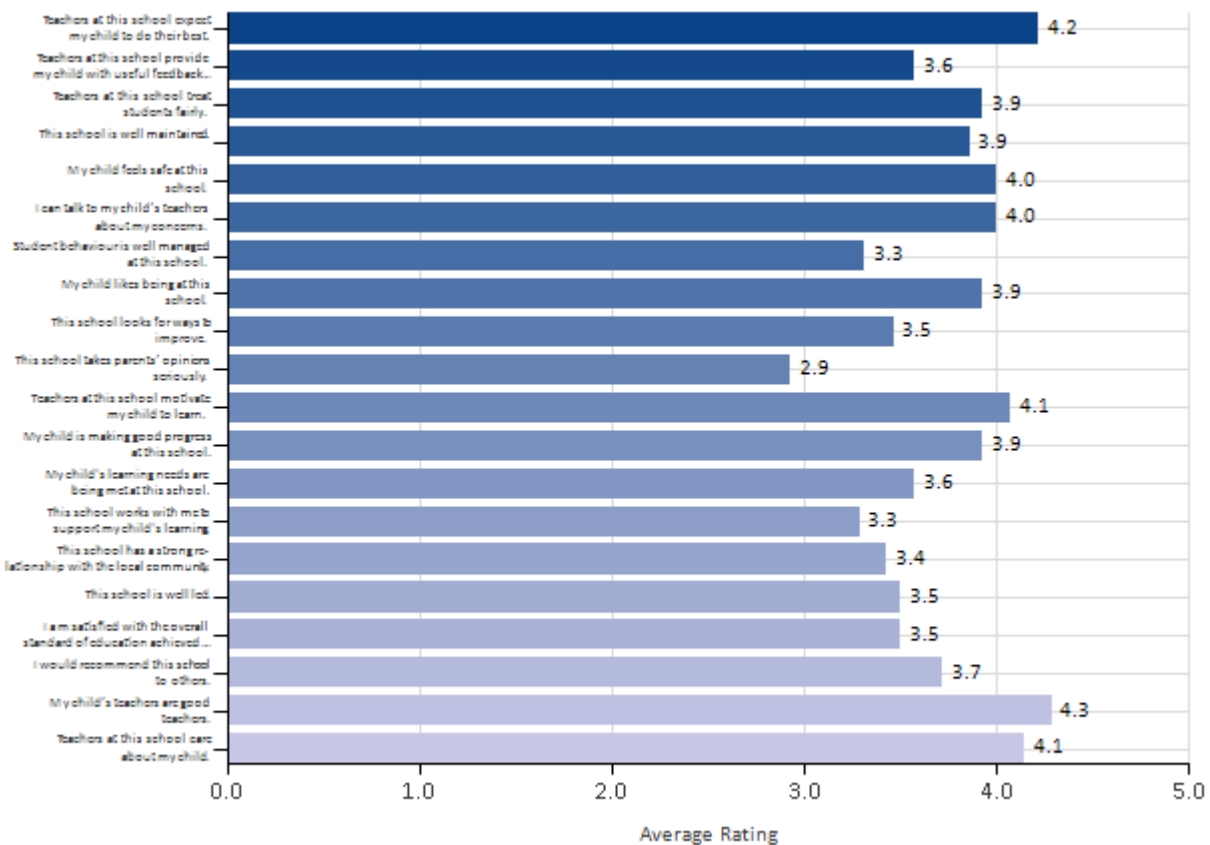




Staff Survey Results (20 Respondents) Average Rating 4.31

Student Survey Results (25 Respondents) Average Rating 4.39





Parent Survey Results 2020 (14 respondents) Average Rating 3.58

Three surveys were conducted in 2020 and although the sample size was small for each, the survey average ratings ranged between 3.58 and 4.39. It was pleasing to note that the highest average rating came from the students.

COLOUR FUN RUN



P & C NEWS

In 2020 the P&C conducted several fundraising events with the most significant being the Colour Fun Run which raised more than \$16,000



ENGLISH**YEAR 1**

Lachlan Chamberlain

Ben Huckle

Felix Slattery

YEAR 2

Asher Chibaya

Asha Colreavy

Setmi Perera

YEAR 3

Amelia Hall

Charlotte Saleh

Tamzen McGregor

YEAR 4

Oliver Green

George Huckle

Isabelle Higgins

YEAR 5

Elvira White

Johanna Newbey

Marlie Hodgkinson

YEAR 6

Leandra Chibaya

Lindsay Reyes

Shriya Arun

**ENCOURAGEMENT
AWARDS**

Annalee Winwood

Maya Colreavy

Liam Williams

Lucy Fleming

Tenisha Leeds

Alex Dumigan

Ruby Hunt

Lillie Trent

AWARD WINNERS 2020**2020 DUX**

Leandra Chibaya

2020 RUNNER-UP DUX

Lindsay Reyes

ALAN BARKER BLOODWOOD TREE AWARD

Ryan Cook

Summer Parker

SPORTSMANSHIP

Ameerah Brierly

CITIZENSHIP

Odette Leeds

**SPECIALIST AWARDS****PHYSICAL EDUCATION**

Gabriel Ruzvidzo

Alexis Davis

Ellis Dawson

Mason Cooper

VISUAL ARTS

Capri Vukusich

Ella Hassan

Macy Conway

MUSIC

Lucy Li-Hong

Matilda Bozanich

Ameerah Brierly

PERFORMING ARTS

Elyssa Vas

Neo Reynolds

Odette Leeds

SCIENCE

Ethan Cootes

Emma Buckley

INDONESIAN

Lewis Whitney

MATHEMATICS**YEAR 1**

Saurav Nair

Felix Slattery

Ben Huckle

YEAR 2

Asher Chibaya

Asha Colreavy

Blair Wells

YEAR 3

Bridie Whitney

Henry Whitney

Stella Newbey

YEAR 4

Matilda Bozanich

Tyler Godden

Siddarth Nair

YEAR 5

Lewis Whitney

Adam Carr

Johanna Newbey

YEAR 6

Lindsay Reyes

Leandra Chibaya

Austin Smirke

**ENCOURAGEMENT
AWARDS**

Jonathan White

Indiana Smith

Cooper Perkins

Ever Dean

Riley Grey

Phoenix Ford

Isabella Beard

Ameerah Brierly

REPORT AGAINST STRATEGIC PRIORITIES

Students to Experience Success

- Recognition and nurturing of individual student strengths and celebration of their achievements
 - Literacy and Numeracy Stars
 - Selection for Network Programs including PEAC & Polly Farmer Excellence in Science Program
 - Merit Awards/WOW Work/SEESAW Entries
 - Provision of After School Clubs in addition to In-School Extension Opportunities
- Ensure that students are confident and adaptive learners to prepare them for opportunities in the future
 - Early Intervention Testing and Support
 - Provision of Extension and Extra Curricular Activities (Term 1-3)
 - STEM Focus – STEM Pioneer Enterprise School 2019-2021

To Deliver High Quality Teaching

- A collaborative, consistent whole school approach to teaching at Port Hedland PS based on systematic, comprehensive and continuous self-assessment with a regular use of data to inform the teaching/learning cycle.
 - School Self-Assessment against exemplary school criteria
 - All teachers participate in 1hour of coaching during their DOTT time with like year groups.
 - Year Group planning during collaborative DOTT or after school
 - All teachers to participate in Talk 4 Writing PL with 2 teachers trained as Lead Teachers
 - Selected Support Staff + Key Teachers continue to be trained in specific Intervention Programs – Mini Lit, Macq Lit, Reading Tutor
 - Data use regular and consistent. Term Reviews and surveys regular part of meetings.
 - Leadership Team Judgements and Evidence
 - Participating in Centre for Excellence in Literacy Project

To Maintain a Supportive Learning Environment

- Port Hedland will continue to provide a safe, healthy and supportive environment for students and staff. We have a values-rich learning culture that supports positive behaviours. We will encourage students to actively care for and nurture a sustainable environment.
 - Positive Behaviours recorded on Integr8
 - Waste Wise Wednesday
 - Value of the Fortnight (to be extended to focus on Expectations 2021)
 - Reflective Behaviours
 - Zones of Regulation/Social Skills Program
 - Drumbeat
 - Check In-Check Out Initiative/Individual Support
 - Leadership Team Judgement and Evidence
 - Counselling – 1-1/Small Group Counselling- School Chaplain & School Psychologist

Provision of Effective Leadership

- To effectively identify, nurture and support staff and students to take on leadership roles at Port Hedland Primary School.
 - Key Teachers Selected in Autism, Coding, Talk 4 Writing, Intervention Programs
 - Block Leaders, Curriculum Leaders identified and selected at commencement of Year
 - Various Coordinator Roles – applicants identified and selected.
 - Senior Students to have opportunities for participation in Leadership Programs.
 - Leadership Team Established

PROGRESS AGAINST TARGETS SET

Extension Opportunities

The school will provide ongoing internal and external opportunities for students to participate in organised activities through Extension programs.

- Every student will be recognised throughout the year by:
 - presenting 'WOW work' to Admin for outstanding class work; and
 - receiving a Merit Certificate via School Assembly.
 - SeeSaw Entries, INTEGRIS Entries
- Academic Excellence in Literacy and Numeracy will be recognized by
 - Invitation to participate in Literacy and Numeracy Stars Morning Teas
 - Presentation of Awards at the End of Year Concert

Letters & Sounds Tracking

This target was discontinued. Replaced by InitialLit.

On-Entry Testing

In Term 1 each year, all Pre-Primary students will participate in On-Entry Testing. Identifying of all students deemed at risk will be addressed. These students will be tracked and targeted for re-testing as needed. By 2020, 85% of Pre-Primary students in Literacy and 90% of Pre-Primary students in Numeracy will achieve 1.0 progression point of development by the end of year in Pre-Primary. This will be measured by Term 1 On Entry assessment and teacher formative evaluations. (NB: To be On Track children need to achieve 0.4+ in Literacy or 0.6+ in Numeracy) Scoring regime has been adjusted as 1.0 Numeracy is equivalent to 431-445, 1.0 Literacy is equivalent to 551-560.

2017(%)	2018(%)	2019(%)	2020(%)	
	77(L)/86(N)	81(L)/88(N)	85(L)/90(N)	Target
73(L)/84(N)	77(L)/88(N)	88(L) 90(N)	71.5(L)79(N)	Actual

2018 (48 Children Tested) 7 Children identified as 'Significantly at Risk' in both Literacy and Numeracy = 14%

2019 (77 Children Tested) 8 Children Identified as "Significantly At Risk" in both Reading and Numeracy = 10%

2020 (62 Children Tested) 6 Children Identified as "Significantly at Risk" in both Reading and Numeracy = 10%

NAPLAN Testing

Due to COVID -19 Pandemic NAPLAN Testing was not conducted in 2020.

Targets for Stable Cohort

- By 2020 90% of Year 3&5 Students to perform above National Minimum Standard in Numeracy & Literacy
- By 2020 Progress between Year 3-5, 5-7 will be Moderate to Very High for 80% of Students.
- By 2020 Progress between On-Entry –Year3 will be Moderate to Very High for 60% of Students

Attendance

Maintain high levels of attendance by increasing regular attendance by 2020 to 70% of students.

(regular attendance is when students attend school 90+% of the time)

2017(%)	2018(%)	2019(%)	2020(%)	
	75 (63Adjusted)	77.5 (65 Adjusted)	80 (70 Adjusted)	Target
61.6	72.6	64.6	62.1	Actual – Semester 2

Increase the Attendance Rate of Aboriginal students to 80%

2017(%)	2018(%)	2019(%)	2020(%)	
	64 (75 Adjusted)	68 (77.5 Adjusted)	70 (80 Adjusted)	Target
74.4	81.4	82.7	80.3	Actual – Semester 2

Lower to 20% number of students taking unauthorized vacations by 2020 through encouraging parents to not choose holidays during the school term.

2017(%)	2018(%)	2019(%)	2020(%)	
29	26	23	20	Target
26	30	26	8	Actual – Semester 1
27	33	26	27	Actual – Semester 2

Note: COVID restrictions impacted travel during Semester 1 resulting in a much lower rate than expected.

YEAR SIX LEAVERS 2020

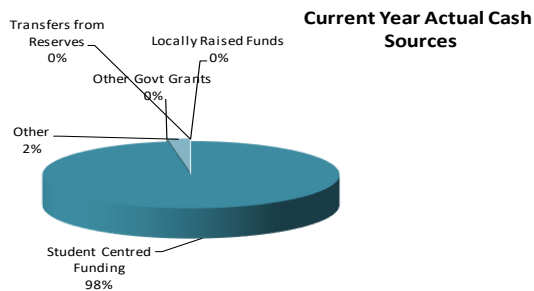




Locally Generated Revenue - Budget vs Actual

This bar chart compares the Budget and Actual revenue for various sources. The Y-axis represents Revenue in thousands of dollars (\$000), ranging from 0 to 40. The X-axis lists the Revenue Sources. The legend indicates that dark green bars represent the Budget and light green bars represent the Actual revenue.

Revenue Source	Budget (\$000)	Actual (\$000)
Voluntary Contributions	22	22
Charges and Fees	36	36
Fundraising/Donations/Sponsorships	9	9
Other Revenues	16	16



Expenditure Purpose	Budget (\$000)	Actual (\$000)
Administration	65	30
Utilities, Facilities and Maintenance	450	425
Buildings, Property and Equipment	110	125
Curriculum and Student Services	230	185
Professional Development	35	15
Transfer to Reserve	0	0
Other Expenditure	15	10