




Nungarin Primary School Annual Report



ENDORSED BY:
PRINCIPAL

SCHOOL COUNCIL CHAIR



It is with great pleasure that I present Nungarin Primary School's 2020 Annual School Report with acknowledgment to the contributions that Jacinta Castiglioni made as Acting Principal. This report provides a summary of our school's performance in 2020. It conveys information about our school in the following areas:

- Highlights and noteworthy achievements of the 2020 school year
- Student achievement in Literacy and Numeracy
- Student attendance data
- School financial and human resource management details

Although our student numbers are small at NPS, our hearts are big and we are united as a school community in achieving the school's vision of academic success by addressing the whole child while developing excellence, pride and empathy. Our unique number of enrolments allow our students the very special opportunity to receive one on one, targeted instruction in every lesson, giving students every chance to excel academically and emotionally.

Paul Haley
Principal



School Vision

At Nungarin primary School, we provide a supportive environment where students achieve success through individualised targets addressing the whole child, whilst developing excellence, pride and empathy.

School Context

Nungarin Primary School was established in 1913 to support children from a nearby army camp established during World War One. The school is located within the Wheatbelt Education Region, approximately 270 kilometres east of Perth.

In the early years of operation, the school enrolled over 100 students. Currently there are 11 students enrolled at Nungarin Primary School, from Kindergarten to Year 6. The school has an Index of Community Socio-Educational Advantage rating of 915 (decile 9). 'Nungarin Primary School is the community and the community is Nungarin Primary School' sums up the positive sentiments expressed during the validation process by staff, parents and community representatives.

In 2020, the principal appointed to Nungarin Primary School had limited time to adjust to the role before completing the school's self-assessment submission. However, the principal's enthusiastic approach to the process has resulted in staff having the opportunity to take joint ownership of the process and the principal is to be commended for this. Relationships with parents and community members are productive. The Parents and Citizens' Association (P&C) supports the school, including the provision of uniforms, and the School Council meet once per term.



NUNGARIN PRIMARY SCHOOL

2020 Public School Review

Nungarin primary School submitted a school self-assessment and received a performance rating based on this information.

Our school's performance rating was:
Needs Improvement.

School Self-Assessment Validation

The principal submitted a comprehensive school self-assessment.

The following aspects are confirmed:

- Despite a limited period of time to prepare, a wide scope and a variety of evidence sources were selected for analysis.
- Staff participated enthusiastically during validation day scheduled meetings.
- A significant number of actions for improvement were outlined in the school's self-assessment documentation and these were elaborated on during the validation phase.
- A culture of self-assessment and subsequent improvement planning is not well established, but there is evidence of a willingness for greater proactive staff engagement.

The following recommendations are made:

- Ensure planned actions to be implemented by staff as outlined in the Electronic School Assessment Tool continue to complement the strategies for follow up and follow through by the principal.
- Embed an ethos of being positively responsive to the need to reflect on the impact of teaching and student support strategies.

Teaching Staff

All staff meet the professional requirements to work in Western Australian public schools.

	No	FTE	AB/L
Administration Staff			
Principals	1	1.0	0
Total Administration Staff	1	1.0	0
Teaching Staff			
Other Teaching Staff	2	1.2	1
Total Teaching Staff	2	1.2	1
School Support Staff			
Clerical / Administrative	2	1.0	0
Gardening / Maintenance	1	0.6	0
Other Non-Teaching Staff	3	0.7	0
Total School Support Staff	6	2.3	0
Total	9	4.5	1

Nungarin Primary School is committed to selecting, supporting and providing professional learning for all staff. Through membership with the Eastern Wheatbelt Education Network, Ninghan Network and the wider Education Department staff participated in a wide range of Professional Learning.

School Priorities

- Literacy – Reading, spelling & writing
- Numeracy
- Digital Technologies

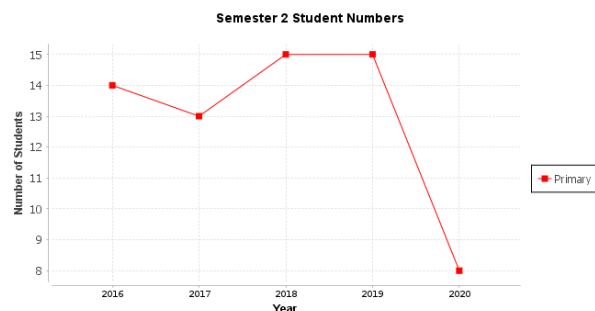
Student Numbers

Student numbers have been steadily declining over the years due to the transient nature of the town and reduced opportunities for farm work due to the evolution in agriculture technologies. 2021 will see a focus on starting a playgroup to promote the school for as an Early Childhood Education specialist facility to boost numbers moving forward.

Student Number (FTE)

Primary	Kin	PPR	Y01	Y02	Y03	Y04	Y05	Y06	Total
Full Time		2	1		2	1		2	8

	Kin	PPR	Pri	Sec	Total
Male		1	3		4
Female		1	3		4
Total		2	6		8



Semester 2	2016	2017	2018	2019	2020
Primary (Excluding Kin)	14	13	15	15	8

Student Achievement

Due to covid-19, NAPLAN was cancelled Australia wide for 2020.

More than ever, it is important that NPS develops a continual internal assessment cycle to monitor student achievement and growth.

Moving forward in 2021, children will be assessed using a wide variety of both standard and non-standard measures including; NAPLAN, synthetic phonics placement tests for initial code, extended code & polysyllabic word structures, Dandelion running records, oral fluency, Brightpath, Mathematics Assessment Interview (MAI), Stepping Stones check-ups and Easy Mark for spelling, grammar, reading comprehension & social emotional intelligence.

Attendance

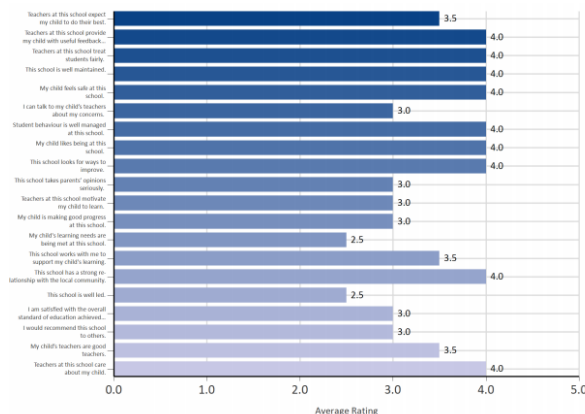
The student attendance rate at Nungarin Primary School has consistently been above the state mean over the past five years.

Primary Attendance Rates

	Attendance Rate	
	School	WA Public Schools
2017	96.0%	92.7%
2018	95.5%	92.6%
2019	94.7%	91.6%

National School Opinion Survey

During 2020 parents, staff and students participated in the national school opinion survey.



Due to limited feedback from a small sample size, data collected was minimal. However, it will be used when formulating strategies moving forward.

2020 Highlights

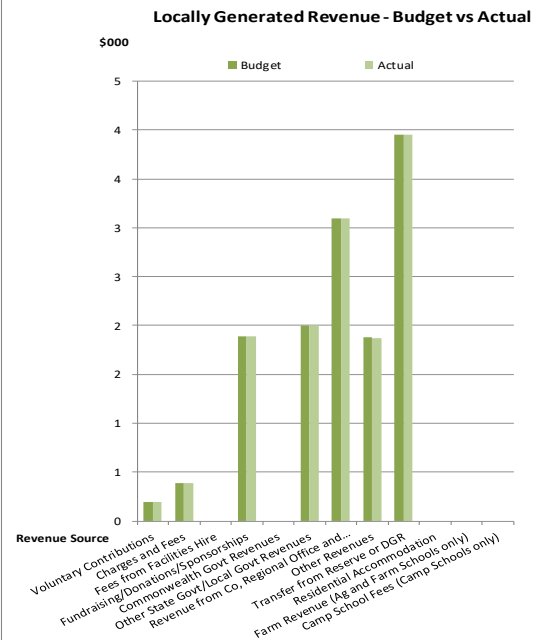
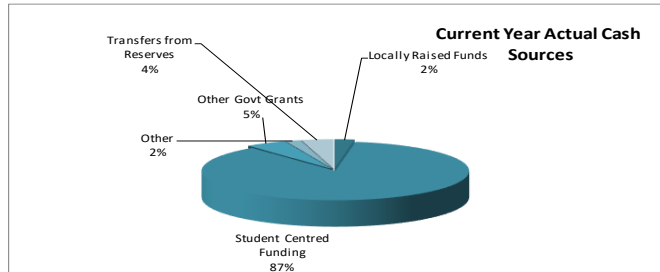
- DISA Athletics
- DISA swimming
- Footy colours day
- Outdoor education day
- PJ & Board game day
- SciTech visit
- VIVA la Vida
- Year 5/6 Ninghan cell camp
- Learning Journey

Term 1 Highlights

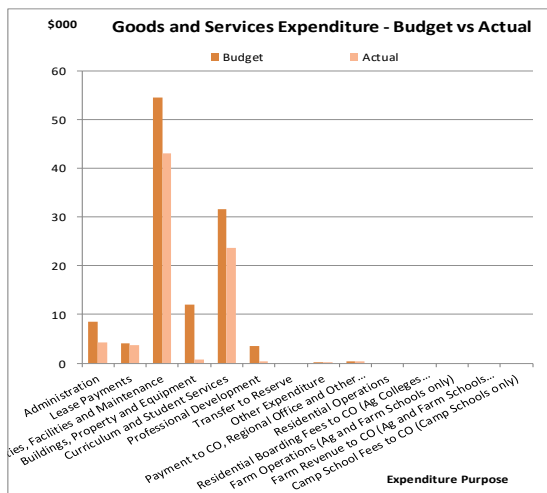
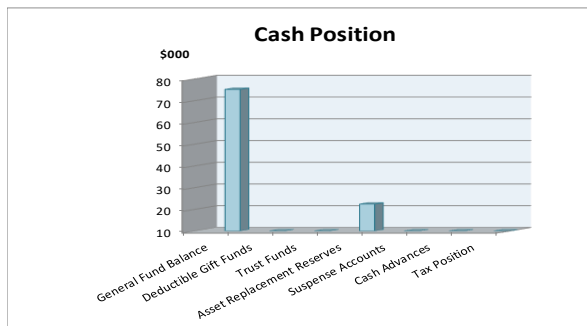


Nungarin Primary School
Financial Summary as at
31st of December 2020

Revenue - Cash & Salary Allocation	Budget	Actual
1 Voluntary Contributions	\$ 195.00	\$ 195.00
2 Charges and Fees	\$ 390.00	\$ 390.00
3 Fees from Facilities Hire	\$ -	\$ -
4 Fundraising/Donations/Sponsorships	\$ 1,890.00	\$ 1,890.00
5 Commonwealth Govt Revenues	\$ -	\$ -
6 Other State Govt/Local Govt Revenues	\$ 2,000.00	\$ 2,000.00
7 Revenue from Co, Regional Office and Other Schools	\$ 3,098.00	\$ 3,097.75
8 Other Revenues	\$ 1,878.00	\$ 1,872.75
9 Transfer from Reserve or DGR	\$ 3,950.00	\$ 3,950.00
10 Residential Accommodation	\$ -	\$ -
11 Farm Revenue (Ag and Farm Schools only)	\$ -	\$ -
12 Camp School Fees (Camp Schools only)	\$ -	\$ -
Total Locally Raised Funds	\$ 13,401.00	\$ 13,395.50
Opening Balance	\$ 49,061.00	\$ 49,060.97
Student Centred Funding	\$ 88,734.00	\$ 88,734.00
Total Cash Funds Available	\$ 151,196.00	\$ 151,190.47
Total Salary Allocation	\$ -	\$ -
Total Funds Available	\$ 151,196.00	\$ 151,190.47



Expenditure - Cash and Salary	Budget	Actual
1 Administration	\$ 8,457.00	\$ 4,262.04
2 Lease Payments	\$ 4,025.00	\$ 3,603.85
3 Utilities, Facilities and Maintenance	\$ 54,400.00	\$ 42,935.32
4 Buildings, Property and Equipment	\$ 12,000.00	\$ 800.00
5 Curriculum and Student Services	\$ 31,625.00	\$ 23,647.03
6 Professional Development	\$ 3,600.00	\$ 369.95
7 Transfer to Reserve	\$ -	\$ -
8 Other Expenditure	\$ 30.00	\$ 3.98
9 Payment to CO, Regional Office and Other Schools	\$ 414.00	\$ 413.98
10 Residential Operations	\$ -	\$ -
11 Residential Boarding Fees to CO (Ag Colleges only)	\$ -	\$ -
12 Farm Operations (Ag and Farm Schools only)	\$ -	\$ -
13 Farm Revenue to CO (Ag and Farm Schools only)	\$ -	\$ -
14 Camp School Fees to CO (Camp Schools only)	\$ -	\$ -
Total Goods and Services Expenditure	\$ 114,551.00	\$ 76,036.15
Total Forecast Salary Expenditure	\$ -	\$ -
Total Expenditure	\$ 114,551.00	\$ 76,036.15
Cash Budget Variance	\$ 36,645.00	\$ -



Cash Position as at:	
Bank Balance	\$ 97,374.06
Made up of:	
1 General Fund Balance	\$ 75,154.32
2 Deductible Gift Funds	\$ -
3 Trust Funds	\$ -
4 Asset Replacement Reserves	\$ 22,385.74
5 Suspense Accounts	\$ -
6 Cash Advances	\$ -
7 Tax Position	\$ (166.00)
Total Bank Balance	\$ 97,374.06