

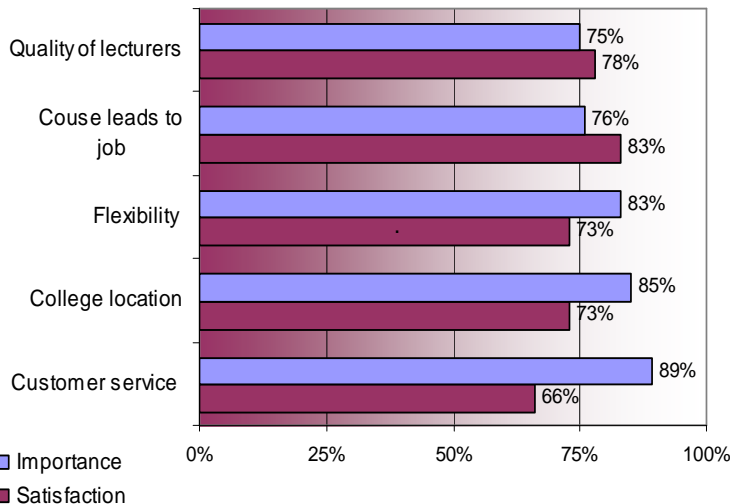
Student Views

A summary of the 2006 TAFEWA Student Satisfaction Survey

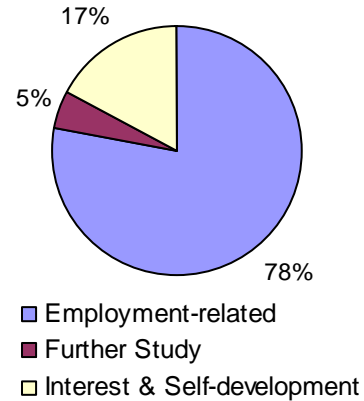
Overview

In 2006, **7775** TAFEWA students completed the annual State Satisfaction Survey. The survey measures students' satisfaction with the provision of services, facilities and quality of training. Information regarding students' preferred training methods and key sources of course information can also be obtained from the survey. Apprentices and Trainees are given the opportunity to provide feedback on their workplace training experiences and their employers. **The following results relate only to students who were enrolled in their studies in 2006.**

Top 5 Factors Influencing Students' Choice of Provider and Satisfaction with each Factor



Main Reasons Why Students Enrolled in their Course

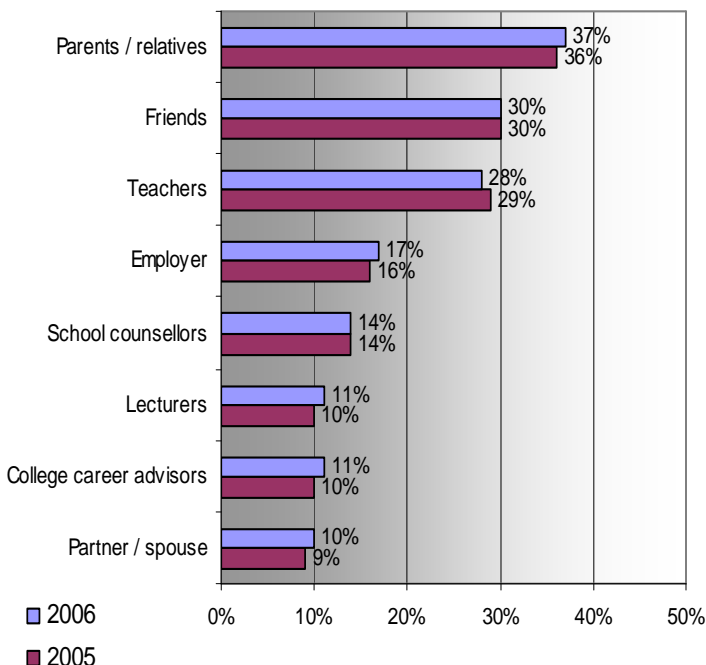


Student Satisfaction on the Rise

Overall Course Satisfaction		
	2006	2001
State Average	87%	83%
Apprentice	85%	81%
Trainee	88%	77%
On Campus	87%	84%
Regional	89%	83%
Metropolitan	86%	83%
15-24	87%	83%
25-39	87%	87%
40 +	86%	85%

Main Sources of Career Advice

In the two years prior to starting your course, did you receive career advice from any of the following?



Overall student satisfaction has increased from 83% to 87% over the last 5 years, with only 6% of students in 2006 reporting any dissatisfaction with their overall training experience at the TAFEWA College.

How can the survey help you?

Survey data were used in the following projects in 2006; Review of VET Infrastructure, Strategic Industry Reviews (Hospitality, IT and Building and Construction) and the Review of Training Delivery (Kimberley and Pilbara Regions), College Performance Indicator Reports and the Career Development Strategy.

Survey data have also been included in Departmental and College marketing products.

To receive a copy of the TAFEWA Student Satisfaction Survey and Student Outcomes Survey Reports or to suggest a new survey topic please contact the System Performance Branch on (08) 9264 5079.